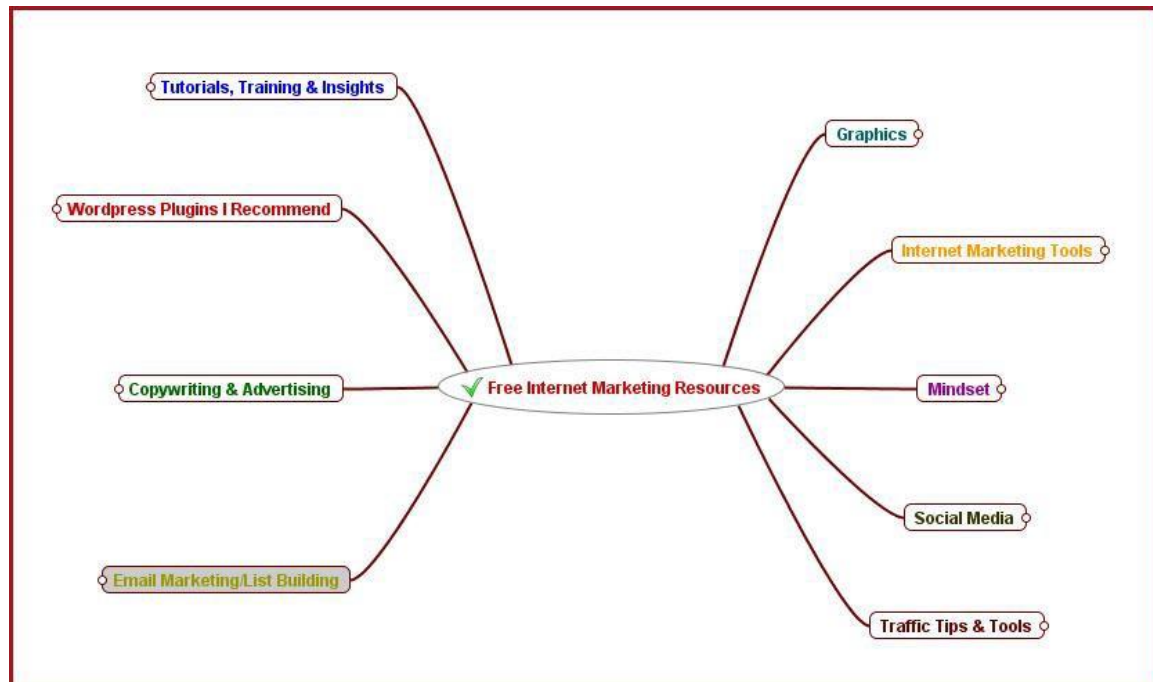


The Ultimate Internet Marketing Resource Map

**Brought to your by Mark Austin at
ResellRightsWeekly.com**



Looking at the map above – you may think it's simplistic... It surely is. But simplicity is the key to proficiency – and as soon as you get to working with this map, you will be amazed with how much information is at your fingertips. Do NOT underestimate the value of these resources – just because they are free, does not mean they are cheap.

I have compiled the ultimate marketing resources – from list building reports, video tutorials, Internet marketing tools – right on up to graphic design tools and email marketing guides. There's so much quality information here that you will undoubtedly miss out on many valuable resources on your first couple of sittings.

Everything is hyperlinked, so you have immediate access to whatever tickles your fancy. Simply expand a topic of choice, sift through the content and click on the links to bring you straight to the information you require.

I haven't littered this map with affiliate links. I hate (such a strong word) marketers giving free stuff away only for the product to be a clear ploy to get their affiliate links out there. That's NOT my definition of free. You have showed faith in me for joining my email list – and that means something to me. I don't love you or anything – but I always try my best to only give you what I would want someone to give to me. The law of life my friend.

I left out obvious tools and resources like... autoresponder providers, hosting companies and anything else you should already know about. Instead, I kept to the content and tools that are less saturated with every marketers reviews...

Example:

I felt no need to compile lists of article directories – social media sites like twitter & Facebook. There would be no point.

I didn't list autoresponder companies like Aweber or Getresponse, again, there would be no obvious benefit to you if I did. That would just fill up this map with crap that's already everywhere. Instead I kept to the resources that are valuable, but you may not have heard of before. After all – the Internet is a mighty big place.

My goal was to create a one stop place where you have access to incredible content from around the web that you would not have come across yet. Of course – you will inevitably have seen some of the stuff contained in this map – but for the most part, you will find some excellent content you haven't seen before.

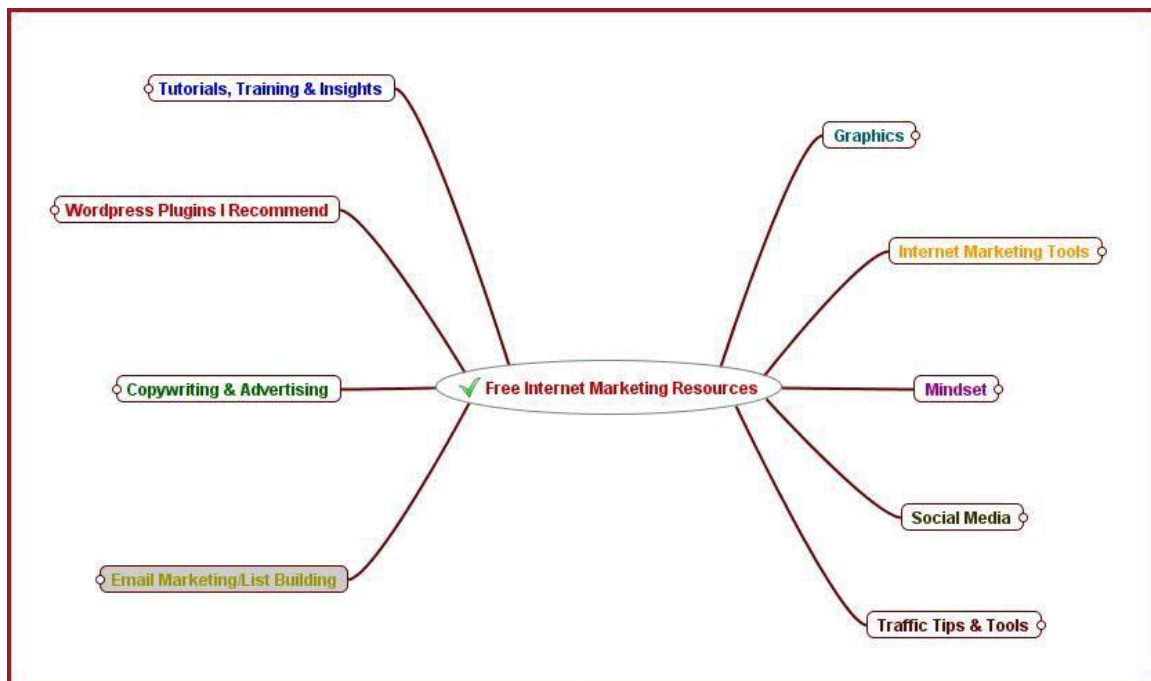
--- Another great thing about these maps – is that you can keep adding to them every time you come across a valuable piece of content ---

Anyway – I’m sure you want to get to it, so let’s jump right in...

Getting Started...

First off. Go to <http://freemind.sourceforge.net/wiki/index.php/Download> and grab the latest version of the “Freemind” software and install it onto your system. It’s a little program that takes seconds to install - but may very well be the best program you ever used.

Once you have installed it, double click on the file that came with this package called freemarketingresources.mm. It will open up and look something like this...



Looking at that image you will notice the oval “nodes” with a tiny circle at the end of each one. When you click on those “nodes” they will expand to show more information related to the topic of choice.

It looks very small to begin with – but as the nodes expand – you will see just how much information is available to you.

The beauty of these maps is the ability to manipulate them in any way you see fit. In this case – with the above map, there will be no need to mess around with it. You can, of course, do whatever you like though. Unlike eBooks (PDFs) you can add and delete anything you wish to. ..

The Mechanics:

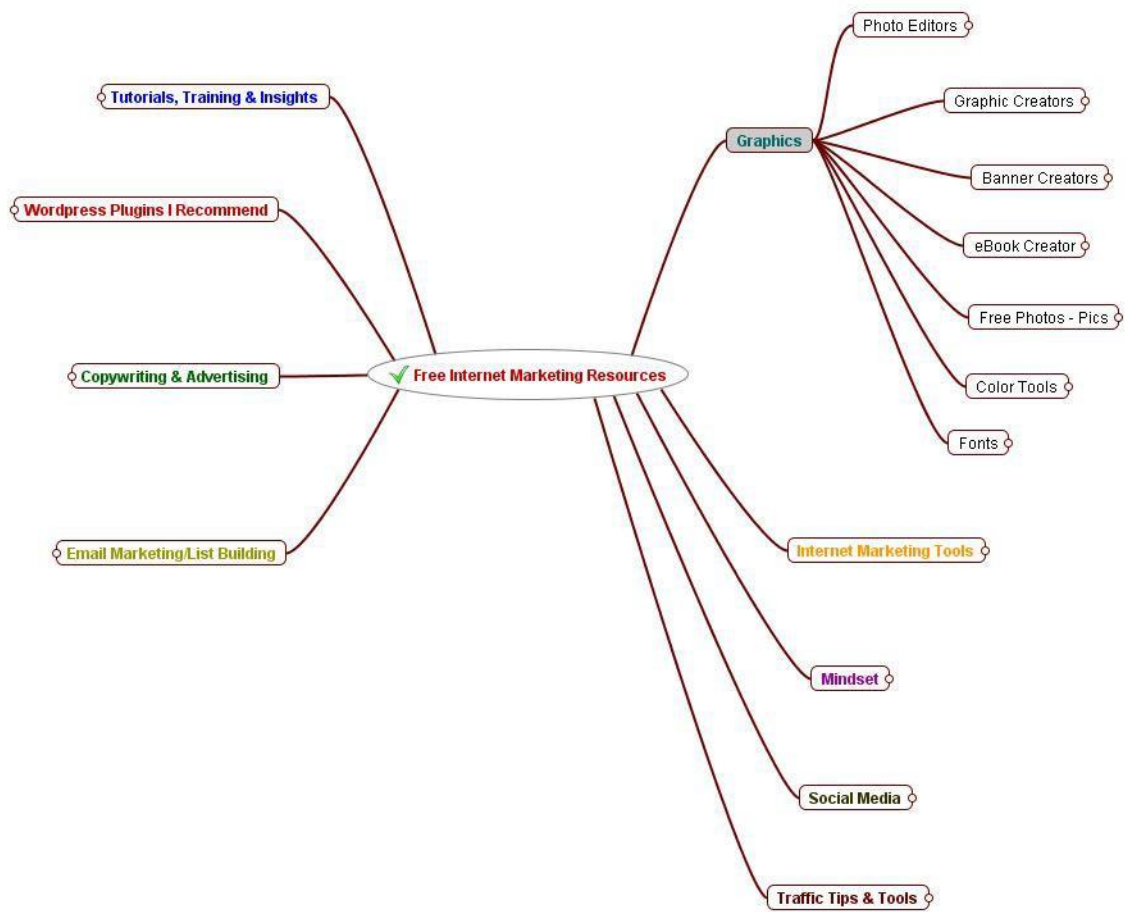
When you have the map open, you simply place your cursor over any topic to highlight it – (you don’t have to click on a “node” to highlight it) Clicking on a “node” will expand that particular branch.

If there’s a small circle at the end of a node, that means it can be expanded.

If there’s a red arrow within a node, that means it is hyperlinked – clicking that node will automatically take you to that particular resource on the web. It really is as simple as that.

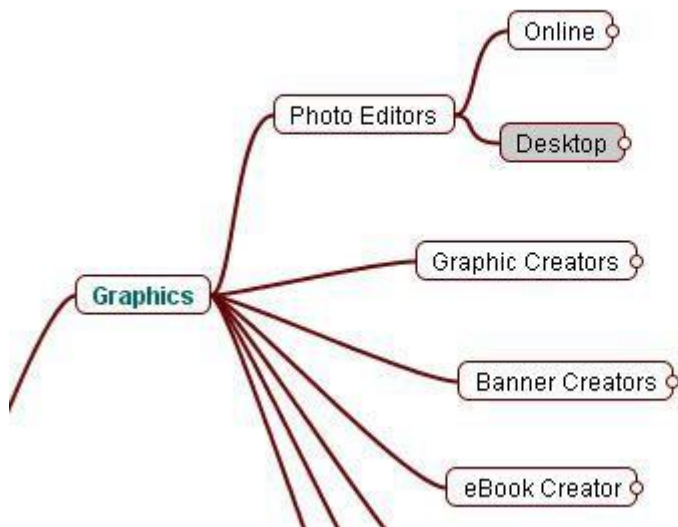
Example...

As you can see from the image below – I have highlighted & clicked on the “graphics” node to expand it...

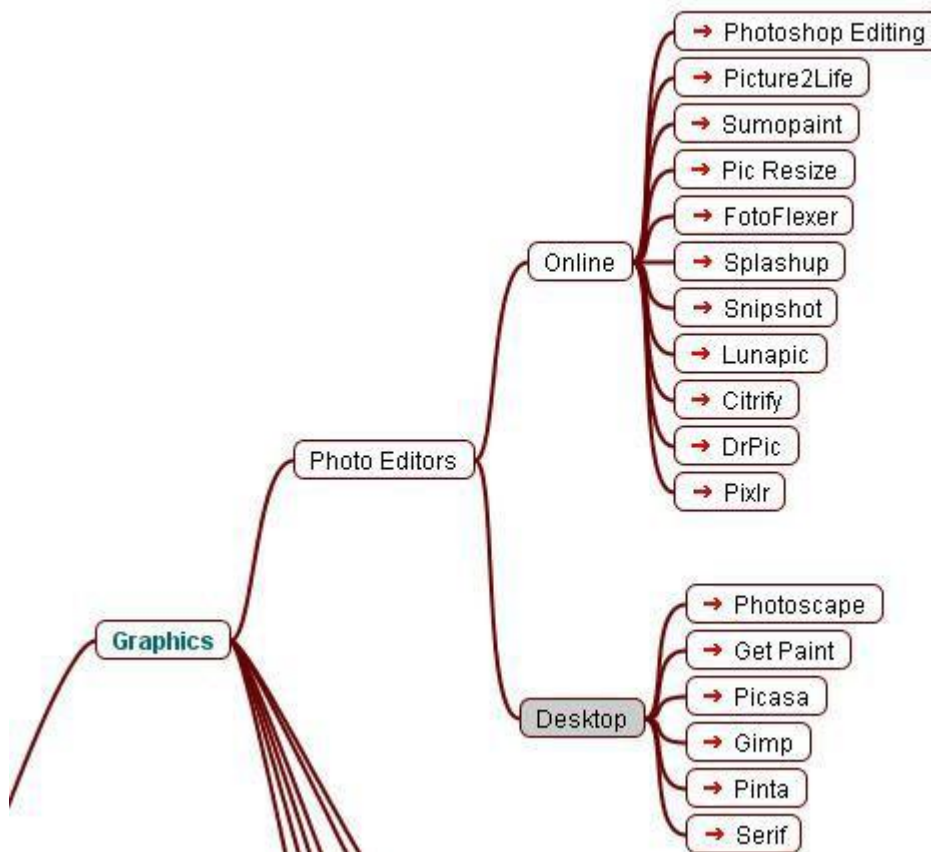


Now we have an expansion of the “graphics” node - and as you can see, we have more options to choose from...

I will now click on “photo editors” to expand that branch out a little more. It now looks like this...



We now have the option to either look at “online” photo editors or “offline” (desktop) photo editors. The tiny circle at the end of each node lets you know that these nodes can be expanded once more. Let’s open up each node by simply clicking on them... Below you will see how it looks...



After clicking on each node, we can now see the options we have for what photo editor we want to take a closer look at. As soon as we click on any node with a “red arrow” like the ones above, we will be taken directly to that resource on the Internet.

Yes, it’s a really simple, but very powerful way of keeping a list of massive resources all in one place. When every node is expanded, you quickly see how huge this thing is 😊

Final Thoughts:

The map provided in the package you downloaded is not only a list of valuable free internet marketing resources from around the web. Well, actually it is, but what I want you to think about is “how can you use the freemind software to create your very own maps?”

This mind mapping software program can be used to create whatever you wish to create. You can use it to plan out your product creation, a strategy for getting traffic to your websites, or anything your creative mind can come up with. The sky is the limit. Maybe PDFs are getting a little tiresome – you could create your next report using a mind map, rather than a PDF document. Just a thought.

So, there you have it. I hope you enjoy the mind map – and may I suggest you take a half hour each day and dedicate it to learning everything you can about mind mapping. It will change how you strategically think – that, I can guarantee.

Have A Fantastic Day: