



Training Guide

**Increase your earnings by diving into
this Huge untapped market**

Powered by [Your Website URL](#)

Disclaimer:

This work may not be copied, sold, used as content in any manner or your name put on it until you buy sufficient rights to sell it or distribute it as your own from us and the authorized reseller/distributor.

Every effort has been made to be accurate in this publication. The publisher does not assume any responsibility for errors, omissions or contrary interpretation. We do our best to provide the best information on the subject, but just reading it does not guarantee success. You will need to apply every step of the process in order to get the results you are looking for.

This publication is not intended for use as a source of any legal, medical or accounting advice. The information contained in this guide may be subject to laws in the United States and other jurisdictions. We suggest carefully reading the necessary terms of the services/products used before applying it to any activity which is, or may be, regulated. We do not assume any responsibility for what you choose to do with this information. Use your own judgment.

Any perceived slight of specific people or organizations, and any resemblance to characters living, dead or otherwise, real or fictitious, is purely unintentional.

Some examples of past results are used in this publication; they are intended to be for example purposes only and do not guarantee you will get the same results. Your results may differ from ours. Your results from the use of this information will depend on you, your skills and effort, and other different unpredictable factors.

It is important for you to clearly understand that all marketing activities carry the possibility of loss of investment for testing purposes. Use this information wisely and at your own risk.

Limited Special Offer for You:

Teespring Profits Made Easy

(Video Training)



Click Here to Download Your Video Training!

(Insert your Upsell Offer URL)

Table of Contents

<u>Introduction</u>	04
<u>Chapter I: What is Teespring all about?</u>	06
<u>Chapter II: Why you should definitely get into the online T-Shirt selling market today</u>	11
<u>Chapter III: The Top 10 Teespring Automation Tools</u>	16
<u>Chapter IV: Setting up a Profitable Teespring Campaign from Start to Finish.</u>	24
<u>Creating and Getting Familiar with your Teespring Account</u>	24
<u>Searching for T- Shirt Ideas That Sell</u>	30
<u>Creating Your Tee</u>	35
<u>Setting a Goal</u>	41
<u>Adding a Description</u>	45
<u>Promoting Your Campaign using Facebook Ads</u>	50
<u>Analyzing your Results</u>	55
<u>Chapter V: The 10 do's you have to apply</u>	60
<u>Chapter VI: The 10 don'ts you have to avoid</u>	65
<u>Chapter VII: Shocking Teespring Marketing Case Studies</u>	70
<u>Chapter VIII: How to Scale it & make Tons of money from comfort of your home.</u>	76
<u>Conclusion</u>	81
<u>Top Teespring Marketing Resources</u>	82
<u>Limited Special Offer (for the next 7 days only)</u>	83

Introduction:



Welcome to the latest and very easy to apply Teespring Profits Training Guide, designed to take you by the hand and walk you through the process of getting the most out of Teespring.

I'm so excited to have you here, and I know this will be very helpful for you.

This exclusive training will take you by the hand and show you step-by-step, topic by topic, and tool by tool, what you really need to know in order to dominate Teespring Marketing the easiest way possible, using the most effective tools and in the shortest time ever.

This is exactly what you are going to learn:

In Chapter I, you will learn what Teespring Marketing is all about. We will give you the easiest definition for it, as well as cover very important factors so you can have a simple, but accurate and complete understanding of Teespring Marketing before you start working on it.

In Chapter II, you will learn why you should definitely get into the online T-Shirt selling market today. You will learn about some of its amazing benefits, as well as several shocking facts that will make you decide to start getting into it right away.

In Chapter III, you will learn about the Top 10 Teespring Automation Tools you can use to get the most out of Teespring. These are several services dedicated to giving you highly important information so you can set up some very successful campaigns.

In Chapter IV, you will learn about Setting up a Profitable Teespring Campaign from Start to Finish. We will cover topics like: Creating and Getting Familiar with your Teespring Account, Searching for T- Shirt Ideas That Sell, Creating Your Tee, Setting a Goal, Adding a Description, Promoting Your Campaign using Facebook Ads and Analyzing your Results.

In Chapter V, you will learn the 10 do's you have to apply for Successful Teespring Marketing Campaigns. These are specific things you should remember to use or practice, so you can succeed.

In Chapter VI, you will learn The 10 don'ts you have to avoid for Successful Teespring Marketing Campaigns. If you don't care about these, be prepared to be disappointed.

In Chapter VII, you will get the chance to look at several shocking Teespring Marketing Case Studies. These are actual examples we have taken from the internet to show you how Teespring Marketing actually works for other businesses so that you can have complete confidence in your ability to achieve your own business success story as well.

In Chapter VIII, you will learn How to Scale it & make Tons of money from the comfort of your home, with Teespring. Strategies that you can apply and definitely see great results. These Strategies have been used by experienced online marketers obtaining awesome results.

Well, it's time to dominate Teespring Marketing, fellows. I know you will love this training a lot.

To Your Success,

Your Name

Chapter I: What is Teespring all about?

- **Definition:**

Teespring is an association that actually works for the inventor. It is all about how to build and sell t-shirts. But it is not a retail firm, Teespring is a manufacturer of tees with a win-win situation for both buyers and sellers.



They feel delighted because of their superior customer assistance from both the customer's and seller's prospective. They always try their strongest to appease every customer with their final results.

The company also supports artisans with a forum to publish their art and make money with it, and allows sellers to reveal the work of an artist in the market.

“Teespring is a great method to design and advertise custom-made t-shirts according to a buyer’s personal expectations online without any inconvenience, pre-cost or risk.”

As per the definition, Teespring is a completely zero cost approach to marketing high quality t-shirts. Precisely create a t-shirt with an artful concept related to fashion, decide a selling price, incorporate an objective, and put it up for sale.

Teespring will print the shirt and ship it directly to the customer and you make money. Setting up a campaign only takes a few for you to initiate sales with amazing apparel on Teespring.

With Teespring, you don't need a single cent of money at the beginning of your campaign, assumption of how many t-shirts you require and you do not have to chase customers to generate profits.

You can promote your Teespring campaign by communicating with your consumers via websites or Facebook ads targeting your prospective customers.

Teespring is generally used by marketers to make profits, raise funds for charity causes, artists to show off their work, celebrities to influence their brand positively and many other reasons.

It is really fast and simple to generate money, you can also run a campaign on social media networks to boost your sales. If you are not currently doing Teespring, all you have to do is just design your perfect tees and sell them as your own t-shirts to get started

■ **How Teespring works:**

Working with Teespring is really easy. It's a "no-brainer" you can make profits with. Designing a t-shirt campaign with Teespring can be fun. You don't need to have expertise in art or advertising.

Identify the niche:

Look for keywords and recognize a t-shirt niche that has the prospective customers who really like to display their passion and you can get huge profits. You can use the Google Keyword Planner to find keywords.

Set up a campaign:

To create a tee campaign, you get started with the online application to design your own tee campaign. Opt for a brand name, description, and URL for your campaign. Always keep in mind that you will need to promote it later, so take advantage of keywords in the URL and brand name.

Design T-shirts:

Now, decide how many and which types of t-shirts you want to advertise on your website. You can create your own design related to your niche keywords or outsource the designs. You can utilize only text, only image and both text and images in your t-shirt design. Teespring supports GIF, JPG, PNG, PSD, and TIFF image files. Remember to try to follow your store theme.

Advertise it:

After completing the design part, you need to attract traffic to your store to initiate sales. You can use various types of online advertising platforms such as SEO (Search Engine Optimization) to appear in organic search results, Google AdWords to promote with PPC ads, and Facebook ads to advertise it on Facebook, etc.

You can also generate gossip on social media networks by sharing, tweeting and liking to boost up t-shirts sales.

Earn profit:

After running a successful T-shirt campaign, determine your profit by calculating the difference between the pre-fixed price set by Teespring and your selling price. Your profit depends on how much more the selling price is than the base

price per shirt. The Base Price will directly go to Teespring and only the profit will end up in your pocket.

Profit = Selling Price – Base Price.

- **Know your products:**

Are you looking to sell astonishing t-shirts but are unable to discover which product is good for you? Here you will learn how to discover the correct product according to your niche and design it accordingly.

Types of products:

There is a diverse range of products available on Teespring for you to display your ideas. You can choose tees according to your customers' needs. You can also choose demographic based styles such as for men, women and kids.

There are 10 types of t-shirt designs available on Teespring such as Basic tees, Long sleeve tees, Tank tops, Hoodies and sweatshirts, V-neck tees, specialty, Ring-spun tee, Women's tees, Premium tees, Kids and babies and Activewear. You can also design Baby Onesies, Cell phone cases and Baseball Caps.

Color options:

Teespring offers up to 10 colors for every pattern. If your image has variant colors which are greater than the Teespring maximum, the design team will diminish those unavailable colors when the tee is created.

You can communicate with Teespring support to let them know if there is any demand for Pantone Matching System colors to obtain the rigorous colors according to your desire. If you don't get connected with support, the adjacent

identical PMS colors will be selected at the time of vectorization process. These colors are embraced from the Solid Coated Plus series.

Material Quality:

You can choose t-shirt materials from organic cotton, cotton blend, ring-spun cotton, polyester and a multitude of colors. You can also control the quality of tees by opting for clothing brands like:

- ✓ Gildan (kids tee, long sleeve, unisex tank, heavy blend hoodie),
- ✓ Hanes (tag-less tee, women's fitted tee, long sleeve, Heavy Blend Full Zip Hoodie),
- ✓ Bella (women's tee, Missy V-Neck),
- ✓ Canvas (Ring-spun tee and tank, Poly-Cotton Hoodie, Ring-spun V-Neck, Triblend tee),
- ✓ American Apparel Crew (Unisex tee and tank, Triblend tee)
- ✓ Stanley & Stella,
- ✓ Dyenomite Tie-Dye Tee,
- ✓ And AWD Hoodies.

Keep in mind that the brand and style you select will decide the shade options for your tee campaign, you can also go for a multiple of brands and styles.

Chapter II: Why you should definitely get into the online T-Shirt selling market today

■ Benefits

Teespring is all about selling t-shirts to generate profit. But if you don't know how it benefits you, here are 10 benefits as to why you should go with Teespring.

1. Have an additional earning stream:

Are you looking to get some extra income from other sources with less money and effort? Just set up a

Teespring campaign to get huge success to build your brand name and generate good profits. It is a chance for you to get more with less effort and make some extra money.

Teespring can assist your business in becoming a best choice for your customers. You can involve online marketing strategies such as Google AdWords, Websites, Social Media, Email Marketing, Affiliate Marketing, and Forums into your t-shirt campaign to boost your sales and income.



2. Make money with less effort:

Every business takes a lot of effort to become successful. If you choose Teespring, you don't need to put additional efforts in order to make your campaign successful. You don't need to manufacture the t-shirts.

With Teespring, you can design your own personalized t-shirts within a few minutes by following the simple steps and without any inconvenience. Here, you are your own boss. You only need to focus on t-shirt advertising to get more customers and profits. There is no upfront cost and you can start with a little bit of money.

3. Sell as your own brand:

Are you getting frustrated by your job or looking for extra income? Just start your own t-shirt business online in a popular Teespring niche and sell t-shirts with your brand name and become your own boss. T-shirts are the most pervasive apparel for everyone.

Just become an affiliate of Teespring, research your prospective buyers, look for a desired t-shirt design, and setup a campaign with a URL and brand name. After completing the process, you can launch t-shirts and advertise the t-shirt campaign online with social media, search engine optimization and other internet marketing tactics under your brand name.

4. Limitless earning potential:

With Teespring you can generate good profit. It allows you to sell with your brand name as your own product. To boost your earnings with a Teespring campaign, you can advertise with different types of online marketing strategies and joint ventures.

You can take advantage of Social Media Networks, Email Marketing, Affiliate Marketing Joint Ventures, and Google AdWords, etc. You also have PLR (Private Label Rights), so that you can sell it as you own product. If you want to earn more with Teespring, you can repeat the ordering process until you want to run your t-shirt campaign.

5. No time or seasonal constraints:

In the apparel business, when the season changes, every marketer needs to get some fresh clothes because of the climate change. Most of apparel becomes out of fashion after a certain time, but Teespring allows you to design T-shirts that are absolutely profitable.

T-shirts are always in fashion during each season. They make people feel free and comfortable. So, you don't have to worry about fashion with Teespring, because people like wearing a t-shirt every day, whether it's summer, winter, spring or fall. Seasons do not affect your Teespring t-shirt business.

6. No startup cost:

T-shirts are the most pervasive apparel for everyone. Before designing t-shirts, you need to find potential customers. Based on your business prospects, you then design t-shirts and start promoting them on your Facebook fan page and other social media without any upfront cost.

Teespring is an entirely zero expense way to create customized attractive t-shirts, which is why marketers move into the t-shirt business with minimal risk because they ship the t-shirts directly to the buyers.

7. Time Saving:

With Teespring you don't have to be a manufacturer or hire a specialized artist to draft your t-shirt. Teespring makes it really easy to design customized apparel without having experience in designing. It saves you time because you're not the one manufacturing.

You just need to choose a t-shirt, update the color, images and text that you want and order for the t-shirt. This can be done within a few minutes. You can use the time saved for promoting your t-shirts.

8. No handling & transportation worries:

With other apparel businesses, there is always a need for a person to supervise work and make sure that the product is managed properly and delivered to the destination.

Teespring does these things for you, so you don't need to have an eye on anything. They are great in handling and delivering the product. Only you need to be specific with your work, and design great selling t-shirts.

9. No efforts required to process orders:

When purchasing anything, businesses need to track the product status all the time. But in the case of Teespring, you don't need to process orders or keep records. Just pick a design, add text and graphics, set funding goals, describe your product and launch your t-shirt campaign.

When the t-shirt is ordered, the company checks on printing and works on the transportation details to initiate the delivery process. After completing the process, t-shirts are delivered to the buyers and you get your profit. You can continue this process, if you want to sell more.

10. Don't need to offer customer service:

Every business needs a customer support system to handle customer queries, feedback, reviews and testimonies. If you do it by yourself, it can be too time consuming. If you hire someone, it costs you money.

Teespring campaigns assist you with customer support and FAQs. Within the FAQs, customers can find their answers. But if it is not answered there, they can contact them for their issues. Teespring FAQs have the information related to order tracking, shipping, info of buyers and sellers. And for other questions, they respond within one business day.

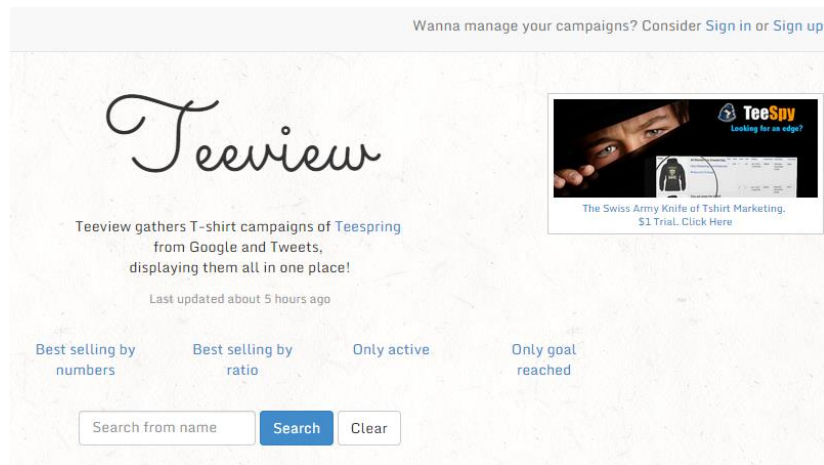
■ Shocking Facts

- ✓ The U.S. apparel market is the largest in the world, comprising about 28 percent of the global total and has a market value of about 331 billion U.S. dollars. ([Source](#))
- ✓ The Online Original Design T-Shirt Sales industry has experienced exceptional growth of almost 25% annually over the last five years with custom designed T-shirt sales exceeding \$68 million. ([Source](#))
- ✓ Over 2 billion shirts are sold each year, and with an average price of \$20 that's \$40 billion in sales. ([Source](#))
- ✓ 62% of Americans claim they own more than 10 t-shirts and will continue to buy more. ([Source](#))
- ✓ 600% is the average appreciation in the price of a t-shirt by the time it reaches First World buyers in love with American or European tags. ([Source](#))
- ✓ Teespring.com reaches over 714K U.S. people monthly. ([Source](#))
- ✓ Teespring's annual revenue now tops \$100 million. ([Source](#))
- ✓ Revenue that is generated by only t-shirt sales is \$262 million. ([Source](#))
- ✓ The annual growth of T-shirt sales in is 21.2%. ([Source](#))
- ✓ Teespring, one of the top T-shirt sellers in the U.S., printed more than 7 million shirts last year. ([Source](#))

Chapter III: The Top 10 Teespring Automation Tools.

1. [Teeview](#)

Teeview photograph joins together various t-shirt campaigns of Teespring from Google and Twitter by presenting and promoting them as a single platform.



If you want to advertise and earn from t-shirt campaigns, you can sign-up without any cost. After you login, name your t-shirt campaign, add t-shirts and start promoting.

Teeview separates your t-shirt campaign according to the latest update, best-selling ratio, best-selling numbers, only goals reached and only active. It is integrated with Mixpanel Mobile Analytics, which allows you to get detailed analysis about your t-shirt campaign.

If you don't want to advertise some of your t-shirt campaigns, Teeview can archive them. If you are not happy with Teeview results, you can also cancel your account.

2. Audience Insights

Facebook

Audience Insights

is a terrific tool to discover your niche that you absolutely need to target.

It helps you

determine which audience is interested in your Teespring campaign according to demographics and geographical location.

The greater Teespring insights you acquire, the better off you are when conveying your promotional message to your audience.

You can look for a prospective audience that lives in your local area and target them according to their interests and last purchase to boost sales and brand awareness.

Facebook Audience Insights analyzes your t-shirt campaign demographics, page likes, location, languages and purchasing methods.

You can learn about the audiences that are available on Facebook, following your page, and predefined similar audiences.



3. [TeeProfit](#)

Teeprofit allows you to create your own T-shirt campaign within 3 minutes. You can begin your t-shirt campaign by paying less than \$1 a day.

Over 365+ Shirts PLUS a Brand New Shirt Daily

"Get Unlimited Resell Rights To Upload-Ready T-Shirt's For Your Facebook Marketing Campaigns!"



Easy 1, 2, 3 System

- ☒ Become a Member of TeeProfit.com! – Less than \$1 Per Day Per NEW Shirt it's a simple decision!
- ☒ Browse and Download Trending Shirts – We upload a NEW shirt EVERY DAY and give you access to past shirts as well!
- ☒ Upload To TeeSpring – Or any online shirt distribution company! And you're ready to start your Facebook Campaign!

Look around and you can download a new shirt every day at a low price and upload that to your Teespring campaign. It provides Unlimited Resell Rights, complete access to the product, high quality and ready to upload designs.

It also offers newsfeed graphics, a great Facebook ad copy, campaign focused call to action graphics and an online t-shirt editor to assist you in creating a targeted campaign by editing the t-shirt designs to help you stand out from others.

4. [TheTeeTitan](#)

Theteetitan is all about boosting your Teespring t-shirt campaign performance by using Facebook ads. Here are four tools that help marketers run a successful t-shirt campaign.

T SHIRT TITAN²
The discount **Expires** when the time runs out

You might have heard how last year, 20 "insiders" made \$1 million selling t-shirts onTeesp...



GET STARTED
30-Day Money Back Guarantee

Get Instant Access To T-Shirt Titan at the discounted Price of just **\$25 ONE OFF** payment for LIFETIME access

T-shirt Searcher: Discover unrevealed t-shirt ideas on eBay, Amazon, Facebook and other websites.

Idea Maker: Automatically produce more than 100 convincing t-shirt layouts within 60 seconds.

Auto Designer: Create a ready to upload PNG t-shirt design layout in seconds.

Auto Model: Auto generated Facebook ads to get low-cost clicks.

At first, you need to opt for a secret niche. Then create the t-shirt designs by using Idea Maker and shortlist the designs. Now build a t-shirt design with the help of Auto designer. After completing the design you can promote your Teespring campaign on Facebook with the help of Auto model.

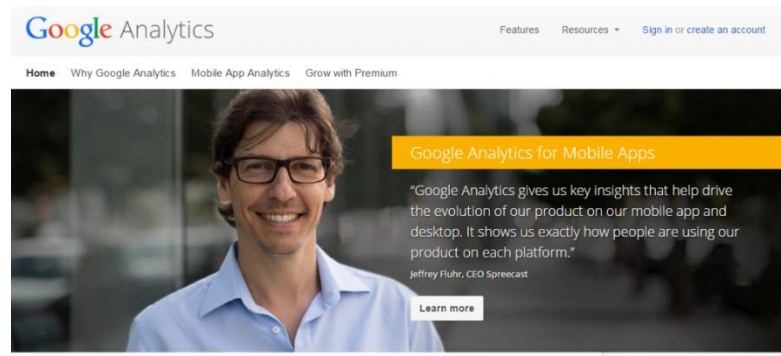
5. [Google Analytics](#)

Google Analytics can also assist you in managing the presence of your Teespring campaign on Google.

With Google Analytics,

you can target your

prospective audience based on their geography, language, device, demographic, interests, and behavior.



You can get real time analytics of each Teespring campaign, and know your Cost per acquisition, conversions, in page analytics, traffic sources, referrals and much more. You can also integrate your campaign with social media to enhance your campaign profits and boost your t-shirt campaign.

6. [TeeAdMaster](#)

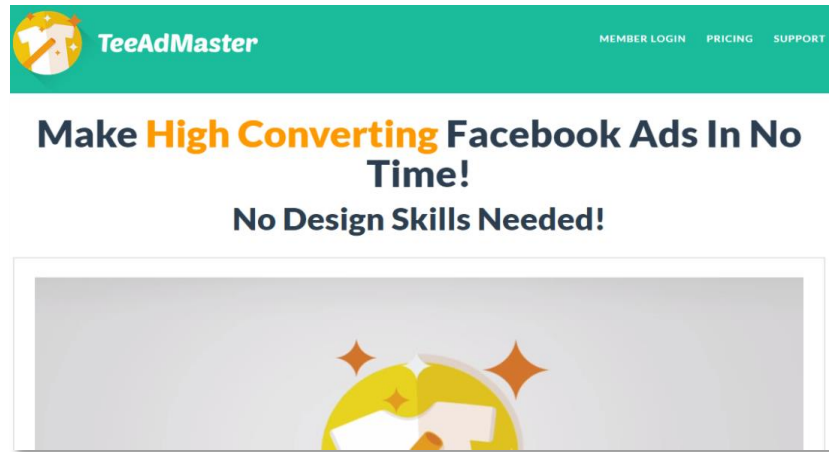
TeeAdMaster is used to quickly create high quality Facebook Ads for your Teespring.

It saves you time and money, so that you can pay

attention to the important things. It also offers A/B split testing to optimize the ads for every t-shirt campaign.

TeeAdMaster provides conversion optimized templates to get higher click through rates, model templates and an elements library. It enables you to import your Teespring campaign in just one-click.

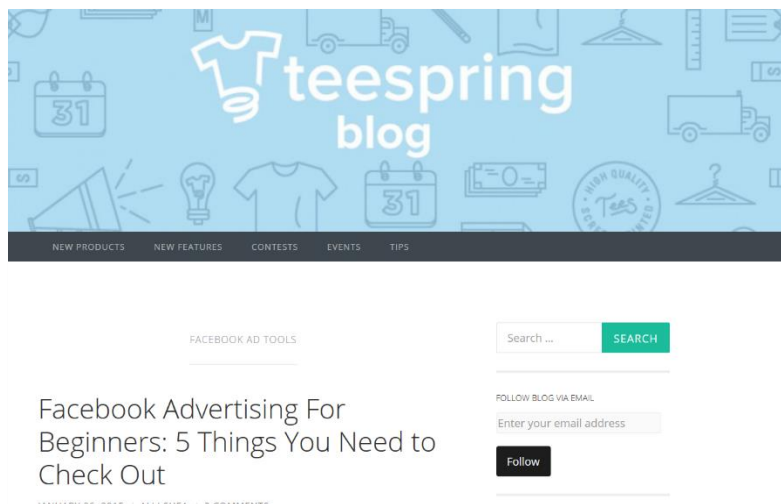
You need to follow three steps; first, opt for the Facebook Newsfeed banner template; second, upload your t-shirt campaign by embedding your Teespring URL and add a t-shirt image into the template; third, you are now ready to advertise, download the banner and upload it on Facebook Ads.



7. [Facebook ad tools](#)

To boost your Teespring campaign sales, Facebook is the best way to advertise your t-shirts.

You can look for your prospective audience and segment them according to their demographics, location, interests, hobbies and other criteria.



Many successful Teespring campaign owners make use of Facebook ads to advertise their t-shirts. There are two types of Facebook Ads – Newsfeed Ads and Right Side Column Ads.

You should create a particular Facebook Ads campaign for each individual Teespring campaign. You need to set your budget and ad position with a targeted approach.

You can include many ads in a single ad set or create multiple variants of an ad to find the most effective.

You just need to create an image, manage a Facebook page and start promoting your Teespring products.

8. [TeelInspector](#)

TeelInspector is a dominant Teespring Research Software. It immediately reveals secret advantages and saves time with your Teespring business. Extract your Teespring t-shirt campaign data from Teeview, Google, etc.



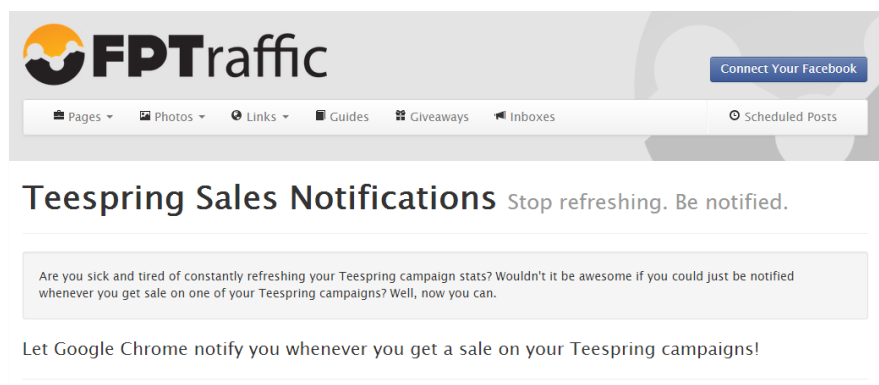
and categorize them according to the maximum sales to identify the top sellers.

Now you need to look for promotional ads to drive traffic towards your Teespring campaign. You can quickly find hundreds of lucrative t-shirt designs. TeelInspector allows a hover preview that saves you time. You can also look at a campaign's real time data preview with a click.

TeelInspector is made with a Wanelo Search Tool to discover unique designs ideas, and a Data achiever Tool to analyze the daily sales of your competitors. There are some more tools such as logins and bookmark tools, data bank tool, Bitly trackers tool, and Fb Code Tool.

9. [FPTraffic](#)

FPTraffic notifies you about Teespring sales, so you do not need to refresh the page again and again to



know the sales analytics. You will get a notification from FPTraffic when a sale is done. All you need to do is use FPTraffic extensions; add those Teespring campaign URLs for which statistics you want to be notified and analyze.

The extension shows a pop-up window with every sale and it also defines how many shirts you sold after the last notification. You can use FPTraffic extension with Teespring Facebook page to expand your advertising area without any cost.

10. [InstaViral](#)

InstaViral is all about Teespring t-shirt designs with resell rights. To set up a profitable Teespring campaign, you need an ardent niche,



great targeting and superior quality t-shirt designs, and you will achieve all of these things in one package.

In the InstaViral package, you will grab available to use niche precise designs; t-shirt drafts are adaptable to make them absolutely exclusive. All designs are in PNG format so that you can directly upload them to your Teespring t-shirt campaign.

Get premium designs in proven niches with ready to use Facebook ads that make targeted marketing a breeze. You can also be specific with your t-shirt designs such as Holiday specific designs, 30 dog lover teespring designs, 80 A-Z occupational teespring designs and more than 100 USA sports team designs.

Chapter IV: Setting up a Profitable Teespring Campaign from Start to Finish.

Setting up a Profitable Teespring Campaign is absolutely simple. What we are going to show you in videos #5 through 11 is:

- ✓ Creating and Getting Familiar with your Teespring Account
- ✓ Searching for T- Shirt Ideas That Sell
- ✓ Creating Your T-shirt
- ✓ Setting a Goal
- ✓ Adding a Description
- ✓ Promoting Your Campaign using Facebook Ads
- ✓ Analyzing your Results

Creating and Getting Familiar with your Teespring Account

As a Teespring user, you are allowed to:

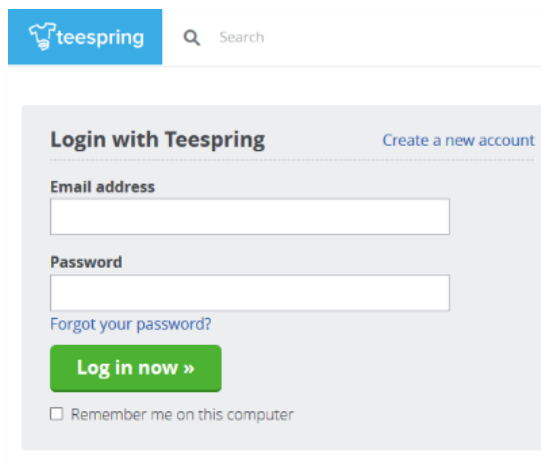
- Create unique campaigns.
- Choose the type of items to sell.
- Decide on the color of their products.
- Add unique designs.
- Set a price

- Choose a sales goal.

Before creating your t-shirts, we recommend you to setup a Teespring account by [Signing Up](#) on the official Teespring website. Here just remember to click on “Create a new Account.”

To create a new Teespring account:

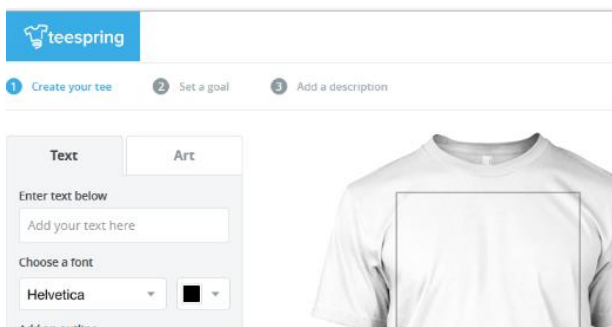
- Provide a valid email address.
- Provide a unique password, longer than six characters.
- Confirm your password and create your account.



The image shows the Teespring login and sign-up interface. At the top, there's a search bar and the Teespring logo. Below that, the main heading is "Login with Teespring" with a link to "Create a new account". There are two input fields: "Email address" and "Password". Below the password field is a link for "Forgot your password?". A green button labeled "Log in now »" is prominent. At the bottom, there's a checkbox for "Remember me on this computer".

A Teespring account consists of various areas.

Launch a Campaign

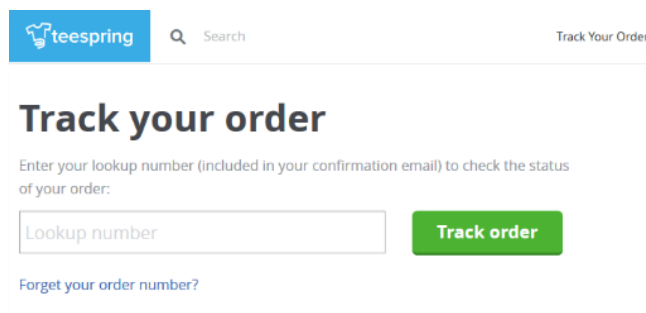


The image shows the Teespring campaign creation interface. It has a progress bar at the top with three steps: "1 Create your tee", "2 Set a goal", and "3 Add a description". Below the progress bar, there are two tabs: "Text" and "Art". Under the "Text" tab, there's a section "Enter text below" with a text input field labeled "Add your text here". Below that, there's a "Choose a font" section with a dropdown menu showing "Helvetica" and a color selection box. To the right of these controls is a preview of a white t-shirt with a rectangular box indicating where the text or art will be placed.

Once you create your free account, you'll be redirected to the “Launch a Campaign” area. Here you'll be able to apply the easy to follow steps.

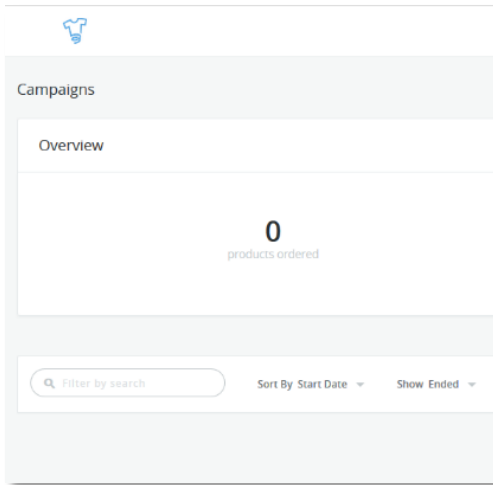
Track your Order

Teespring also offers you a way to track your order. You just need to enter your lookup number (included in your confirmation email) to check the status of your order.



The image shows the Teespring "Track your order" interface. At the top, there's a search bar and the Teespring logo. The heading is "Track your order". Below the heading, there's a text prompt: "Enter your lookup number (included in your confirmation email) to check the status of your order:". There's a text input field labeled "Lookup number" and a green button labeled "Track order". Below the input field, there's a link for "Forgot your order number?".

Campaigns



Because this is a brand new account, you'll see that everything is empty.

Teespring has a really cool campaign analysis interface where you can sort your campaigns by several filtering features: Stat end, end date, sales, reservations and names.

Storefronts

Here you'll be able to set up your own T-shirt store with your own campaigns, which will allow your customers to browse campaigns of their choice from one place.

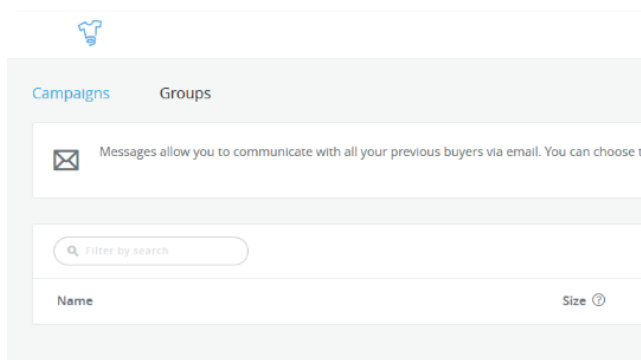


This way, you'll be able to attract more attention from customers who may not like one of the products in your campaign. Missing such potential can be too much for business managers to bare.

Storefronts can help you boost your product sales by:

- Creating a branded experience.
- Creating one URL to guide your customers to all the campaigns.
- Auto-launching all the ended campaigns.

Messages



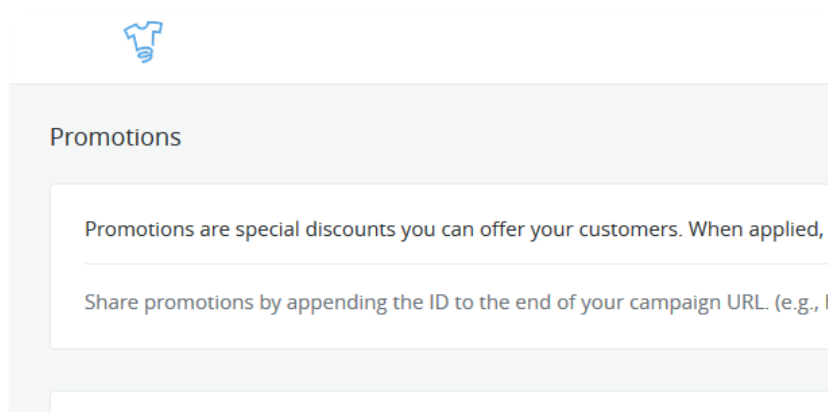
I think you'll be pretty shocked with this feature. In Teespring you'll be able to send messages.

Well, it might seem simple to you, but these messages are not just simple messages to other

Teespring users. These messages will be sent to buyers. Yeah, Teespring Messages allow you to communicate with all your previous buyers via email. You can choose to message buyers of a particular campaign, or create a group of campaigns to message together.

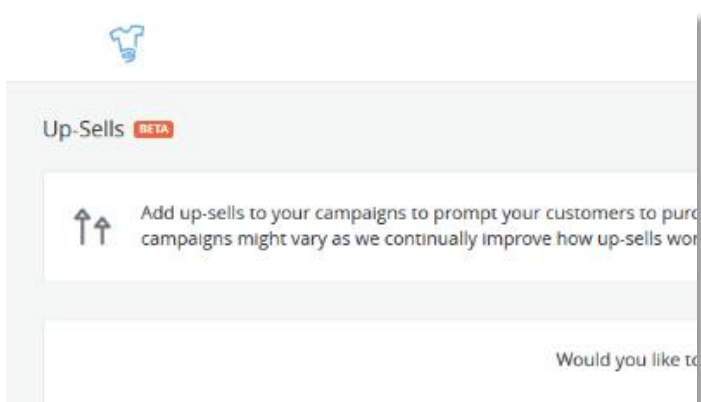
Promotions

Promotions help create an awesome urgency for buyers, which will increase your sales significantly, and Teespring knows



that. That's why they have decided to create a special area so you can optimize really awesome and attractive promotions for your campaigns. Which is just awesome.

Upsells

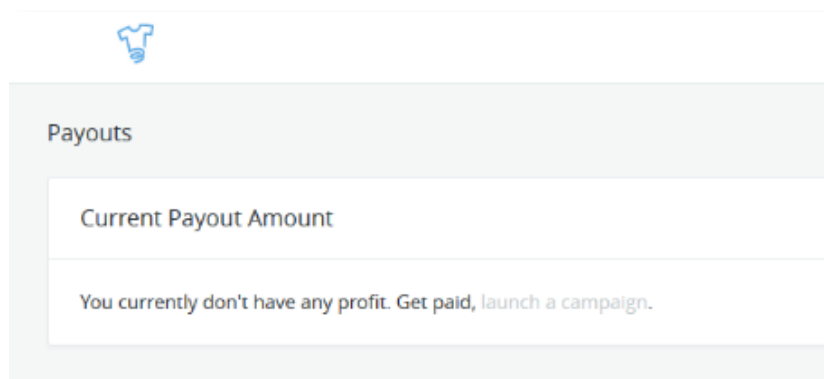


Promotions are awesome, but not as amazing as Upsells. Upsells will bring you a lot more money for each and every front end sale you make. Upsells are where the big money is. And the

greatest thing is that you don't have to spend any extra time, money or effort to double or even triple your income with the exact same campaign.

Payouts

Of course we can't forget about the Teespring Payouts area. Here you can see the great results of your easily earned money. In




my opinion, this is the coolest area of all. But Of course, you have to make sales in order to not see this place blank.

Settings

Here you'll able to do 2 things. First, you'll be able to edit your profile, you'll be able to change your Info, email and password.

And secondly you'll be able to set up your conversion tracking.



Profile
Conversion Tracking

Change Your Info

Public name

Phone number

Account privacy
☐ Do not show any of my campaigns on Google and other search sites


Extend campaign reach
☒ Feature my campaigns across the Teespring marketplace by default

Global Settings
☒ Show all time number sold on active campaigns

Change your default address

Street
City
State
Country

By default, Teespring itself has set up some pixels for Facebook, Twitter, Pinterest and Google AdWords, which can tell you right away where your campaign will have a lot more success.



Profile
Conversion Tracking

Tracking Pixels

Default Facebook conversion pixel

To get your Facebook conversion pixel, follow the instructions on this page

Default Twitter conversion pixel

To get your Twitter conversion pixel, follow the instructions on this page

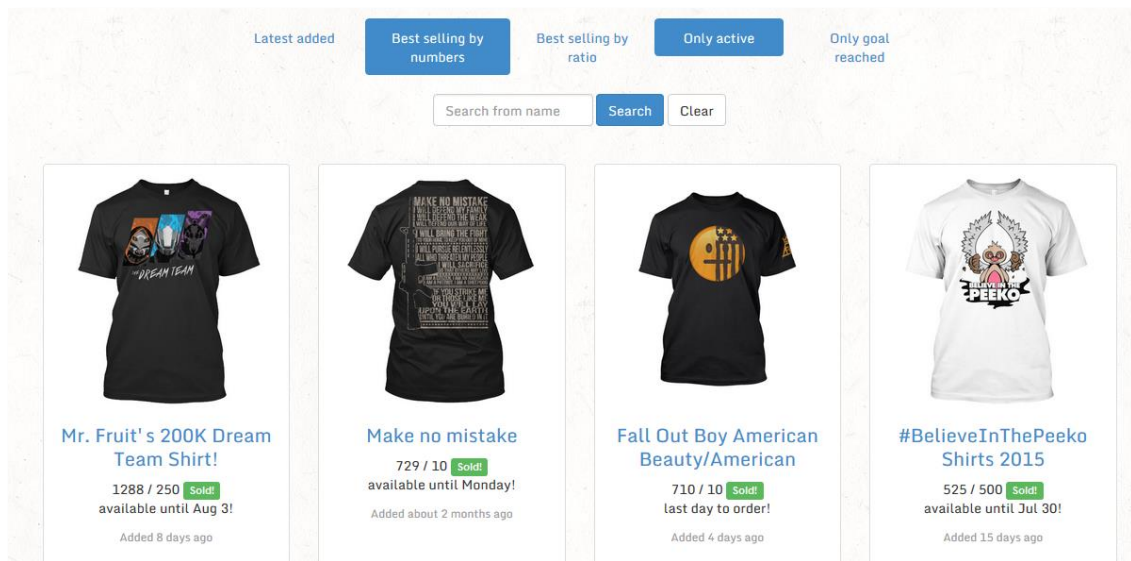
Default Pinterest conversion pixel

Searching for T- Shirt Ideas That Sell

Business managers who have been in the affiliate industry for a long time understand how emulating proven ideas and methods can increase your chances of success. There is no need to reinvent the wheel with new ideas when you can use previous strategies to break even with your affiliate campaign.

Your ratio of success is likely to grow much higher when you research the type of t-shirts that have translated into successful sales. Avoid coming up with a random idea on what types of t-shirts you wish to try. They could waste your time and even result in more losses.

[Teeview](#)



Teeview is a basic search engine useful for initiating teespring campaigns. However, most people underrate it and do not use it on most occasions. Teeview often picks up new t-shirt campaigns from Twitter and Google and displays them to its users.

Teeview allows you to filter through the various options available on the website and view all the T-shirts that are live and those that have reached their targeted number of sales. From such filters, you can find trustworthy results of T-shirt designs that work.

[Teeprofit](#)

A New Shirt Every Day
All For A Shockingly Low Price

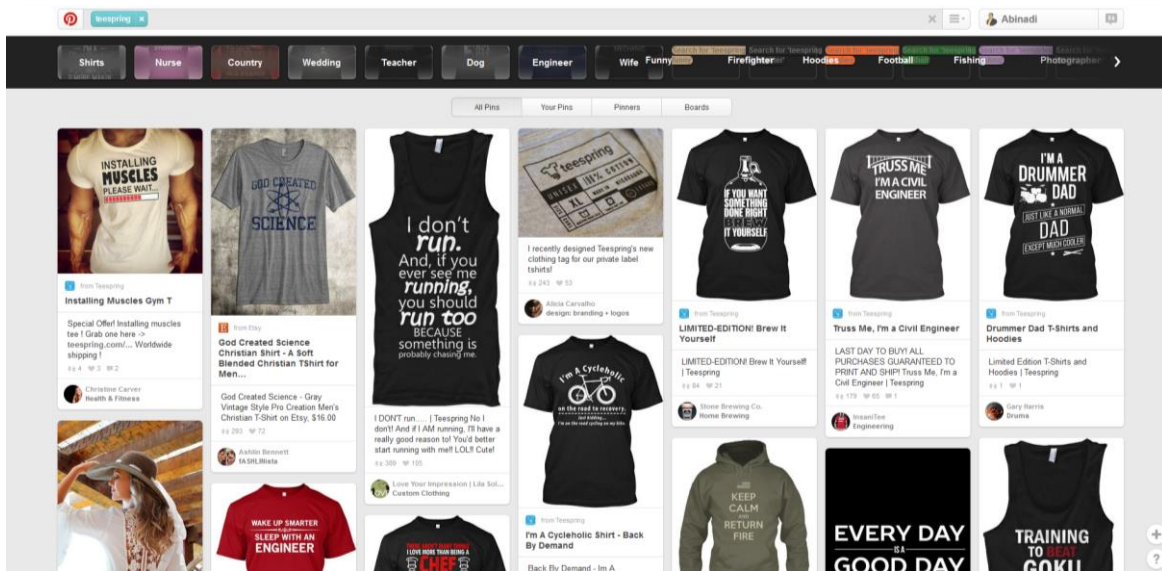
- ✓ Unlimited Resell Rights Included!
- ✓ Trending Topics! (Sports, Current Events, Animals, Politics, Controversial Topics, Etc!)
- ✓ Super High Resolution!
- ✓ Get Full Access to ALL Designs
- ✓ New Designs Added Every Day...



Teeprofit has removed the difficult and annoying part in launching a T-shirt campaign. Apart from helping you determine the best T-shirt ideas for your audience, the website also helps business managers in marketing the products to the right audience.

The design forms a small percentage of what matters in selling profitable T-shirts. What matters most is your target audience and how best it can compete with that of your competitors. Similar t-shirt campaigns have been proven to result in different levels of profit due to the different marketing efforts used by business managers.

Pinterest



You can use the search feature on Pinterest to determine suitable ideas for the type of t-shirts you could sell for a profit. On Pinterest, you can pick up the design of a t-shirt as well as its price.

Such designs can help you develop your designs and price them appropriately, keeping in mind previously successful campaigns.

Business managers can use the pinner and boards available for each t-shirt idea. On the boards and pins page, you can determine the number of people following a linked design.

Consider t-shirt designs with a huge following, but capable of bringing in more profits at a realistic price tag.

TeeAdmaster



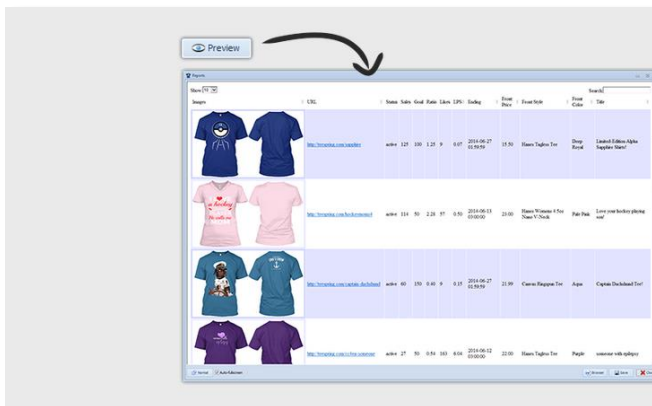
**ONE-CLICK
IMPORT FROM
TEESPRING**

Just copy and paste your Teespring campaign address and TeeAdMaster will automatically import all of your t-shirt designs.

More importantly it will even **automatically remove the white background** for you with no additional action!

TeeAdmaster allows you to save a lot of time and money when searching for t-shirt ideas. It allows you to focus on how to gain more profits from your already launched t-shirt campaigns. TeeAdmaster has model templates that contain all the various designs of t-shirts, hoodies, tank tops, and long sleeve images that can be customized to make new designs at no extra cost.

Teeinspector



With just a **click** of your mouse, instantly **preview** all Teespring shirt campaigns in an interactive data table. You can sort each column as well as search by keyword. Plus, the results will "filter-as-you-type" into the search box .. in **real-time!**

AND ... you can **SELL** these reports as HTML files to your customers or as Fiverr gigs! There are more ways to **make money** with this powerful software!

Teeinspector is powerful software responsible for generating over \$231,966.31 in t-shirts on Teespring. The software can extract previous and ongoing Teespring campaigns from Teeview, Source code, and Google. You can also sort the results from the top number of sales made to determine the winning designs.

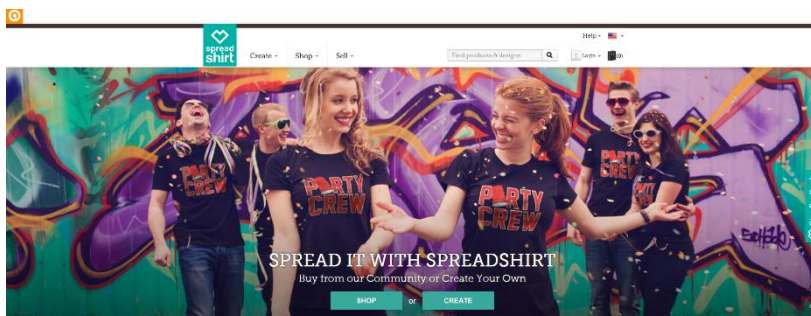
Insta Viral



Insta Viral allows you to enjoy premium t-shirt designs in proven niches. It also integrates the power of Facebook Ads to target a large customer base for your

products. With Insta Viral, you can set a goal of 30 t-shirts but make over 192 sales in the same campaign. Nonetheless, you could also set a goal of 100 shirts and sell three times your expected number.

Spread Shirt

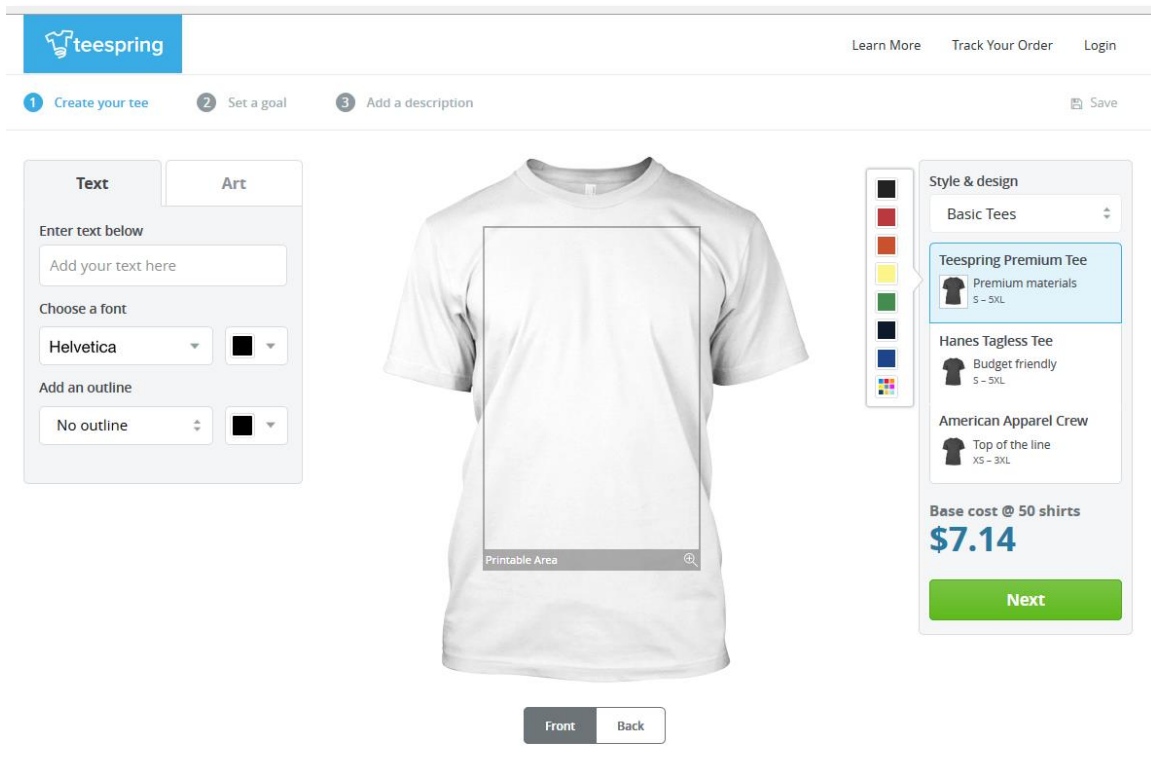


Spread Shirt contains a wide variety of trending T-shirt designs that can

guide you in setting up your new campaign. This website is considered to be one of the ever-growing Marketplaces with unique designs loaded with almost every type of design.

Apart from the wide selection of T-shirts to choose from, Spread Shirt also allows you to create customized designs in a few minutes. With over 150 accessory and clothing products, you can find or create the best t-shirts to suit the occasion and make adequate sales.

Creating Your Tee



Once you are acquainted with your Teespring account and know where to get top-notch T-shirt ideas, it is important to learn how to create your t-shirt. Creating your t-shirt can be compared to setting up your T-shirt campaign. To create your t-shirt, [Click Here](#) and login to your Teespring account.

Basic Elements

While creating your t-shirt, you'll interact with three parts of your Teespring account. These include:

- Text section.
- Art section.
- Style and design.

Text Section

The text section allows you to enter a text description that would appear on your t-shirt, choose a font, and add an attractive outline.

Adding a description

Consider using text from insights gained from t-shirt designs that sell. You can alter the text a little bit to match your desired audience. Nonetheless, make sure it is in line with the information that you gained from popular websites.

If the text on your t-shirt design appears too small, there is a high probability that you have added too much text. You can solve this problem by adding line breaks in the input area to increase the size of your text.

Try as much as possible to keep your text lines short and straight to the point. This way, your customers will be able to determine whether the t-shirts are interesting to them or not.

But, if you need to use a lot of text on your t-shirt design, consider using bold and simple fonts rather than less clear types.

Choosing a font

Typography plays a critical role in creating an exciting t-shirt campaign. The font you choose determines how your audience reacts to your designs. When choosing the font to use for your t-shirt designs, consider your purpose and mood.

A quick way of determining the font to use is to categorize it into serif or sans serif. Serif fonts have feet like structures at the end of the letterforms while the sans serif fonts do not have. Serif fonts provide engagement and continuity and

are suitable for improving the readability of your t-shirt designs. Nonetheless, serif fonts are more traditional and old style as compared to sans serif varieties.

Whether to choose Serif or Sans Serif depends on your target audience and how they perceive the fonts. There are many choices within these categories, and you'll surely find one suitable for your campaign. If you're not sure of the best font, use different fonts for different campaigns and monitor their performance. This way you'll discover those that selling more.

Teespring categorizes fonts in terms of:

- Popular.
- Script.
- Digital.
- Bold.
- Foreign.
- Novelty.
- Grunge.
- Handwritten.
- Old-fashioned.
- Standard.
- Stencil.

This section also allows you to choose a suitable color for your font.

Adding an outline

This section allows you to add an outline to the text description appearing on your t-shirt. There are four options for adding an outline to the text on your t-shirt design. These include:

- No outline.
- Thin outline.
- Medium outline.
- Thick outline.

Experiment with the different options and determine which option suits your campaign. You can also use the t-shirt ideas gained to determine whether your designs should have an outline or not.

You can customize the outline from the color black to the other color choices available under this section. Nonetheless, remember that the color you choose has a lot of influence on the buying decision of your audience.

Other text settings

Apart from the above descriptions, there are other settings you can use to determine how your text appears on the t-shirt design. These include:

- Snap to Center.
- Duplicate.
- Center.
- Push behind.
- Flip horizontally.
- Flip vertically.

Use these settings to determine the position and design of your text.

Art Section

This section allows you to browse the artwork already existing on Teespring, or you could upload your own designs. Some of the art designs you could get from Teespring are illustrated below.

Consider uploading personalized artwork if you are not satisfied with the offers available from Teespring. Customizing your t-shirts allows you to appeal to a more targeted audience than using common artwork. But, it could also reduce your market scope and your chances of making more profit, especially if your target audience is narrow.

It is best to use customized artwork for an audience that connects well with your design. If your artwork contains fonts, know how to maneuver between standard fonts, trendy fonts, and delicate varieties. Ensure the text on your artwork matches the mood and purpose of the campaign and complements any other text used on your t-shirt design.

Style and Design

In this section, you can choose the type of t-shirts you wish to create. Common types of t-shirts available on teespring include:

- Basic T-shirts.
- Long sleeve t-shirts.
- Tank tops.
- Hoodies and sweatshirts.
- V-neck t-shirts.
- Women's t-shirts.
- Premium t-shirts.
- Kids and babies.
- Activewear.

Each of the above types of t-shirts are also available in different designs. For instance, when creating a V-neck t-shirt, you can choose from four different designs. These include:

- Canvas Ringspun V-Neck (premium materials XS-2XL).
- Bella Women's Fitted V-Neck (premium materials S (4)-2XL (18-20)).
- Hanes Womens Fitted V-Neck (budget friendly XS-2XL).
- Hanes Women's Relaxed V-Neck (Budget friendly S-3XL)

After choosing your preferred style and designs, you can also alter the color of your t-shirt to match the preferences of your audience. Ensure the color of your t-shirt complements that of your text and artwork used earlier.

Base Cost

Teespring allows you to compare the base cost for different t-shirt designs as you create your t-shirt. The different styles and designs can result in various costs of production.

Play around with different types of designs and determine one that suits your budget.

Once you have created your t-shirt, you'll be required to set a goal and add a description to your campaign before launching it.

Even though the above tips are basic to creating your t-shirt, your creativity and experience in creating wonderful designs can be useful in the development of successful campaigns.

Setting a Goal

teespring

Learn MoreTrack Your Order

1 Create your tee

2 Set a goal

3 Add a description

Sales goal

57102060140400


Your goal is the number of shirts you're aiming to sell, but we'll print your campaign as long as you sell enough to generate a profit.

of shirts50

Estimated profit

\$315+

Set selling price



Teespring Premium Tee
\$6.31 profit/sale

\$15.00

You can add 14 more product options.


Add Style

Optimize your campaign by adding an additional style

Add Style

Optimize your campaign by adding an additional style

Next



FrontBack

After creating your t-shirt, it is important to set up a goal that would guide the progress of your campaign.

A goal in Teespring represents the number of shirts you are aiming to sell in your campaign. Regardless of the number you choose, Teespring will always print your campaign as long as you are capable of making enough sales that can generate profit.

Teespring allows you to include a goal to your campaign to show your target audience what you hope to achieve in terms of sales. Nonetheless, setting a goal

also allows you to estimate the amount of money you can make from each product, especially if your goal is attained.

Important Tip! *You don't have to attain your goal for a campaign to be considered successful. Each campaign consists of some t-shirts that need to be purchased for the orders to be printed and even shipped.*

Deciding on the “Minimum Goal” for your Campaign

If you set your goal and eventually make extra sales, you will get an equal amount for all sales achieved. If you decide to increase your goal after attaining the previous goal, your profit will go up. In case you don't attain your new goal, you can as well extend your campaign a little bit longer.

Important Tip! Ensure you set a new goal that is easily reachable to ensure you get paid for your t-shirts.

Unsuccessful Minimum Goal, What Next?

If a campaign ends unprofitable, the T-shirts are not printed while the buyers are not charged. In case your campaign is unsuccessful; you can re-launch the campaign immediately. However, your campaign will automatically re-launch if it receives about ten reservation requests after completing.

Do you have to lower your goal?

In most cases, your goal is always irrelevant to the success of your campaign. Thus, you do not have to lower it while your campaign is still running. Nonetheless, it is still possible to request a goal drop on your Dashboard. Any lowered goals will update an hour later on the campaign page.

To lower your campaign goal, Navigate to the Seller Dashboard and click on “**Campaigns**” view. Click on the Gear button to access the **Settings** of your campaign. Specify and request for your new goal.

At times, Teespring may initiate automatic goal drops on your campaign. This could happen especially when a campaign is considered profitable but has not yet managed its sales goal by its end date. During automatic goal drops, Teespring may lower the goal of the campaign to the number of products sold. If this happens, the customers enjoy fulfillment of the orders.

Sales Goal Minimum

Initially, Teespring had set a minimum sales goal of 10. However, the current minimum of 5 allows you to enjoy more opportunities for success. Producing smaller batches of t-shirts allows you to sell many more awesome shirts and get more profits.

Everyone is totally covered regardless of whether they are ordering a few t-shirts for a small organization or rather testing paid advertisements on campaigns that are likely to end with only a few orders.

The profit you gain from your campaign depends greatly on the difference between the base price and the selling price that you set. However, the base price and selling price of the t-shirts depends on the goals of the campaigner.

You will be required to configure these settings to determine what best fits your business before launching your Teespring campaign.

For instance, you can set up a Basic Tee campaign with a base cost of \$7.30, an asking price of \$20, and a sales goal of 50 t-shirts. In this case, your possible

profit for each t-shirt would be \$12.7. You will also make an overall profit of \$635 if you meet your sales goal.

Important Tip! The profit gained from your campaign is calculated by subtracting your base price from the selling price.

Teespring allows you to set your sales goal and determine when the campaign should go to print. Once your sales goals are met, your campaign is guaranteed to go to print.

The higher the goal you set for your campaign, the bigger the profit margin you are likely to gain. Apart from your profit, selling many t-shirts saves Teespring a lot of money since they buy the t-shirts in bulk. Whenever products are bought in bulk, their price is reduced.

Setting a higher goal for your campaign allows Teespring to give you a higher profit margin. This is possible since they will be able to print the t-shirts at a lower price.

You will still get your bonus if you set a lower goal and manage to sell more t-shirts than anticipated. However, you won't get as much as you would have received if you had a higher goal.

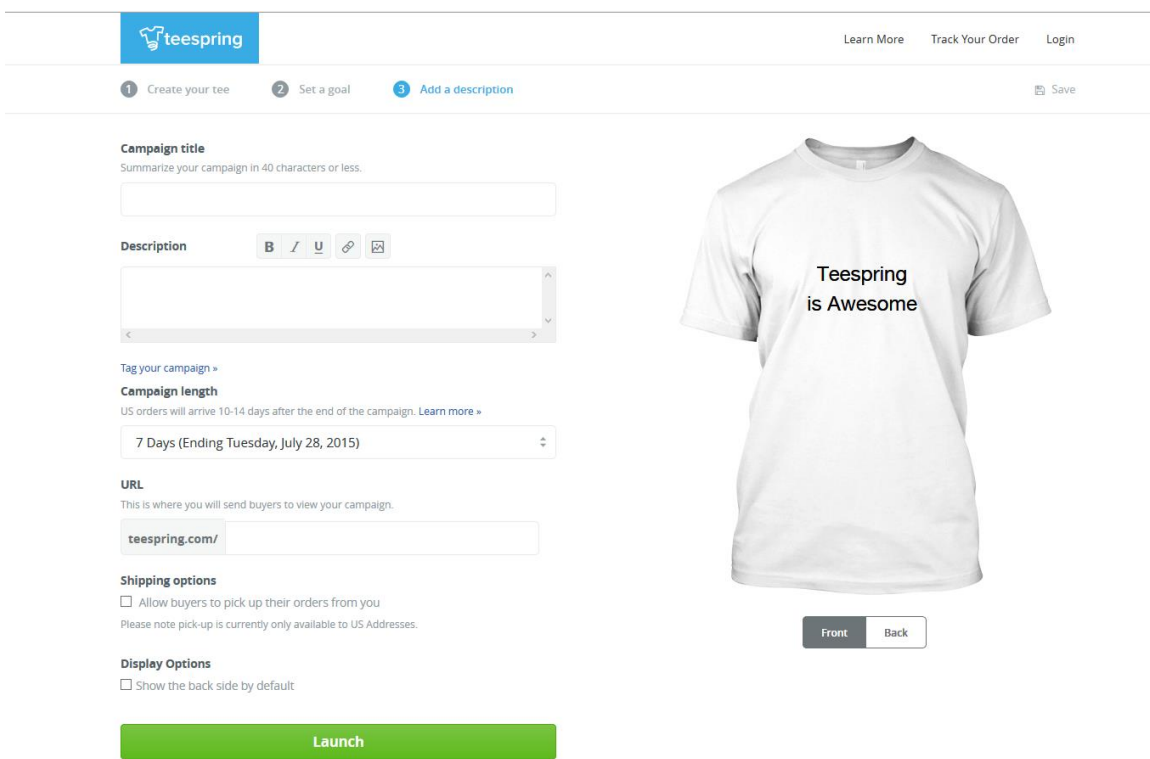
In such a case, the bonus you receive is calculated by paying you 75 percent of the profit you would have made if you had set that specific goal. This means that you will lose out on 25 percent of the extra profit you make.

The number of goals you set determines the number of products to be sold. Setting a higher campaign goal allows you to add more product types and colors to your campaigns.

If the t-shirt campaign does not reach the desired sales goal and is deemed unprofitable, the buyer will not be charged, and Teespring will cancel any payment authorization.

This happens within 24 hours after a campaign comes to an end. However, if you meet your goal or threshold, the money is collected from buyers, and the shirts are printed and shipped. In turn, you will receive a profit check.



Adding a Description



teespring Learn More Track Your Order Login

1 Create your tee 2 Set a goal 3 Add a description Save

Campaign title
Summarize your campaign in 40 characters or less.

Description B / U  

Tag your campaign »

Campaign length
US orders will arrive 10-14 days after the end of the campaign. [Learn more »](#)

7 Days (Ending Tuesday, July 28, 2015)

URL
This is where you will send buyers to view your campaign.

teespring.com/

Shipping options
☐ Allow buyers to pick up their orders from you
Please note pick-up is currently only available to US Addresses.

Display Options
☐ Show the back side by default

Launch

Teespring is Awesome

Front Back

This is the third and final step in creating your Teespring campaign. In this step, you have to add a title to your campaign, tags, description, custom URL, length of the campaign, and shipping options.

You also have the opportunity to add images and links to your description to make your product page informational.

Information entered in this section is always available to the public eye. It is also the section that allows you to do a greater percentage of the selling activities. In simple terms, your description page can fundamentally serve as a sales page for your Teespring campaign.

Before writing your description, take time and think about your customer's point of view and whether you can adopt it. Ask yourself why your audience needs to pre-order these shirts. Before customizing your own, take the time to check through some of the successful descriptions available on Teespring. This will help you determine what to include and what to leave behind.

Adding a title

Teespring allows you to summarize your campaign title in 40 characters or less. Your campaign title should be informative, accurate, clear, concise, and should capture the attention of your audience. The most important aspect of your Teespring campaign is to develop a title that can capture a large audience and convince them to place an order.

Buyers connect the suitability of products by checking the title. Leave no room for doubt, and instead create an opportunity for more interest by making the title catchy and attractive.

In the past, the best strategy for creating titles was to include that a special discount has been applied to each sale. However, Teespring has upgraded this and now has a pop up that communicates the same message. Keep it simple.

Tags

Tags come in handy in helping you run ads for your campaign. Teespring will help you achieve this especially if your campaign is doing well. Tags tell

Teespring what your T-shirt campaign is all about so they can develop the right advertising framework.

Description

There are various ways to create the description since it has many uses. Some users on Teespring prefer using a combination of moving images, timers, and arrows in the description. Others find it best to keep everything in the description area simple and plain.

If you are running a campaign for the first time, consider keeping it simple, but with an open mind to make changes where possible. You can never predict the reaction of your customers to the description used for your products.

You can also consider running two different campaigns to determine the effectiveness of your description. Use moving images in one of the ads and plain text in the other. Analyze the responses from your audience and discover the most suitable way to communicate to your target audience.

Custom URL

The URL allows you to create a permalink to be used for the sales page of your t-shirts. Most people use the name of the campaign in their URL. However, whatever name you use, bear in mind that your target audience sees it and can connect with it.

The custom URL provides you with a platform to send your buyers to view the progress of your campaign. Buyers are likely to remember your custom URL, just like they'll remember the title of your campaign.

Length of Campaign

The length of your campaign is a tricky option to determine. It sets a timeframe in which your campaign will be expected to run. Even though no campaigns can run forever, it is always possible to re-launch completed ones.

Teespring allows you to choose between the following options:

- 3 days.
- 5 days.
- 11 days.
- 10 days.
- 16 days.
- 25 days.

Important! For successful campaigns, all orders within the US always arrive within 10-14 days after the end of the campaign.

Take the time to decide the number of days you wish to run your campaign keeping in mind some considerations. First is the risk of setting a low campaign period. That might not provide you with enough time to attain your set goal. Second is the probability of creating a very long campaign period. It may result in several unsatisfied customers due to the effect of having to wait for too long for their t-shirts to be shipped.

However long you decide to run your campaign, ensure that you satisfy the demands of your customers and drive enough traffic for your future campaigns.

Display Options

This option allows you to decide which side of the t-shirt you would like to show to your audience. The front side is often shown by default. But, you can change

that by checking the **“Show the Back Side by Default”** area to show your customers the back of your shirt first.

At times, the artwork on the back of the t-shirt could be useful in encouraging more sales. Consider the feelings of your customers and what they want to see as you launch your campaign.

Shipping Options

In setting the shipping options, you can allow buyers to pick up their order directly from you. However, the pick-up option is only available to US residents. Orders from non-US residents might require home delivery options.

You can also research how customers want their t-shirts delivered and implement the same strategy in your campaign.

Terms of Service

Once all the descriptions are in place, it is important to check the terms of service section if you want to go ahead with the launch. In the terms of service, you'll be required to confirm that the slogans, images, and the content used in the campaign are solely legal and do not infringe on the rights of any third party.

Launch or preview

Teespring allows you to either preview or launch your t-shirt campaign immediately. You can consider previewing your campaign before launching it, just to make sure all the details are correct. Once you are good to go, you can make your campaign go live.

Promoting Your Campaign using Facebook Ads



Teespring works great with Facebook to help you find a suitable audience that you can target. There are so many users on Facebook, and you can never miss finding a specific group of people interested in purchasing your product offers.

Apart from finding an audience for your products, you will be able to learn how to serve your customers. Most Facebook users always voice out whatever they like or don't like and often share such information with their friends.

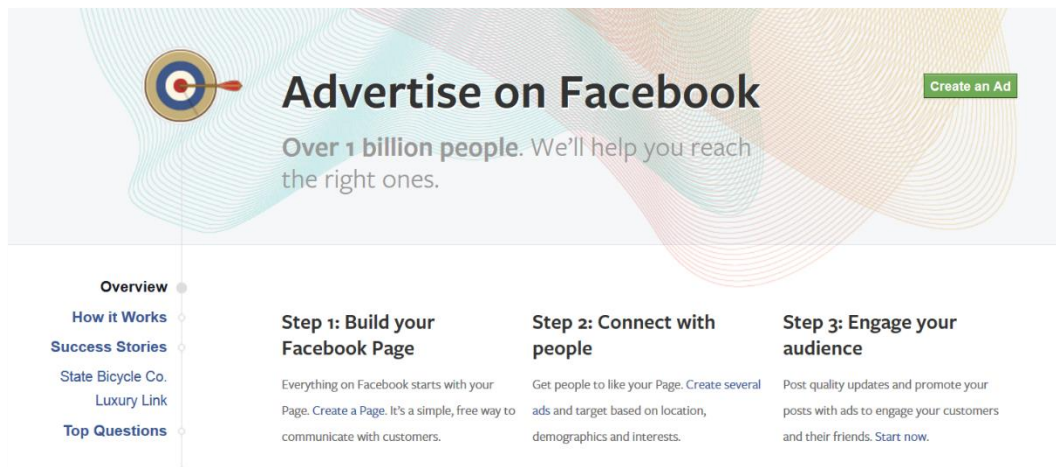
Also, a simple but attractive t-shirt design is likely to go viral on Facebook, especially when one buyer tags their friends and partners and prompts them to buy. Nonetheless, Facebook is always visual and is a good platform to showcase all your tee designs and attract an accelerated rate of sales and profits.

There are various mechanisms you could use to promote your Teespring campaign on Facebook. Some of the popular ways include:

- Creation of a Fan Page.
- Analysis of audience data insights.
- Placement of Ads.

Important! Before getting started with Facebook Ads, it is important to read the guiding principles. Facebook is very strict with Ads and many marketers like you have lost their accounts after infringing the guidelines.

Placement of Ads

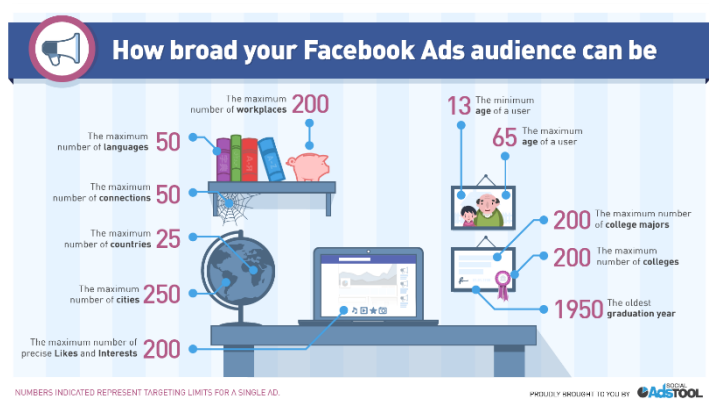


Facebook allows you to use different types of ads for your campaign. Each Ad always has a specific objective, which could be to encourage clicks to a website, encourage website conversions, enhance Like Campaigns, and boost Page Post Engagement among other objectives.

The best way to use Facebook Ads is to boost your post and enhance page post engagements. The idea behind boosting your posts is to fuel the engagement to a particular post on your fan page. Engagement involves Shares, Comments, and Likes.

Consider boosting the link that directs your audience to the sales page of your t-shirts. But, before boosting the link, you will have to choose the fan page with the post you wish to boost. After selecting the fan page and your desired post, you will be all set to draft your Ad.

Target Audience



The initial step in developing your Facebook Ad will involve choosing your target audience. Facebook allows you to target your campaign to an audience from various

locations, gender, age, interests, languages and behaviors. Such information can be accessed through the Audience Insights page that shows you an approximate reach for your Ad. Ensure your audience selection is fairly narrow if you wish to get the best results from your Teespring campaign.

Also, it is important to decide whether your products will be useful to men, women, or both. Targeting a certain product to a single gender is the best way to ensure you gain more benefits from your Teespring campaign. Narrow down your target audience by adding specific interests, behaviors, and connections that appeal to them.

Try to be as specific as possible and break your campaign into different ad set groups. This way, you will find it easier setting up your split testing campaigns.

Budgeting your Teespring Campaign on Facebook Ads

In setting the budget for your campaign, Facebook allows you to set a daily budget for the campaign, schedule when the Ads should run, and decide what to optimize at better pricing.

In choosing your budget, you will either go for a daily expenditure or a lifetime one. If you decide to run your campaign with a daily budget, then it will appear each day until you decide to stop it. Nonetheless, if you decide to run a lifetime campaign, then the Ad will stop once your budgetary allocation is completed.

If you are promoting your Teespring Campaign for the first time on Facebook, consider starting with a daily budget allocation of \$10 per ad set. Thus, if you are running two Ad sets each day, your budget will be \$20. Nonetheless, you can raise or lower the budget depending on what serves you best. You can try your preferred daily budgetary allocation and consider it a test for future Ad Sets.

If you are not sure of what you should optimize for in your Teespring Campaign, allow Facebook to decide depending on the performance of your Ad Set. But, you can also set the optimization for post engagement and get the most out of your budget.

How creative is your Ad?

Even though you are promoting your Teespring Campaign on Facebook, do not expect that the post engagements will work out magically. If you thought so, then you are mistaken. Your Ad has to be creative to capture the attention of the audience.

Consider adding appropriate pictures of your products. However, ensure that any graphics you add conforms to Facebooks terms and conditions. Creativity

may also encompass deciding where to place your Ad Sets while running. Your audience responds differently to Ads placed to the Desktop News Feed, as compared to the Mobile News Feed and Right Column. Try working with one of these options and gauge how your audience responds to determine the suitable position.

The title and description used on your Facebook Ad is often generated automatically. This happens since you are boosting one of your posts rather than creating a new Ad.


Once everything is in place, consider adding a conversion pixel to your Ad to harness high-quality data from your responses. The data could be very useful in helping you determine the responses from your audience. This way, you will be able to run better campaigns in the future.

Placing your Order

Place your order and wait for a confirmation message and email before your campaign goes live. The minimum review period for new orders is always close to 24 hours while recurring orders could be processed within less than three hours. If your Ad Set is approved, you will have an opportunity to watch the responses from your audience and anticipate a successful Teespring experience.

Analyzing your Results

Analyzing the data derived from your Ad is an extremely important aspect of your Teespring campaign. It can help you determine how well or badly your Ad is performing. If you don't pull out or alter an Ad that is performing poorly, it will certainly affect your Return on Investment.



Nonetheless, if you pull out your Ad too soon, you are likely to miss out on an ascendable and successful promotion campaign. Regular analysis of data will guide you in determining when to pull out, or when to tolerate a poorly performing Ad.

Kill the Ad or Scale it?

The most important aspect in determining whether to kill or scale your campaigns is giving your Ad sets a budget test. If the test doesn't work out, then you'll have nothing to worry about. But, when talking about a budget test, you have to be willing to spend about \$50 in your campaign. If you find this to be too much, then Teespring is probably not a good venture for you.

Since many variables are involved in the generation of your campaign stats, it is quite hard to determine whether your campaign will be successful or not.

Important questions to ask when analyzing the performance of your Ad include:

- Is your target audience appropriate?

- Do they exhibit an online buying behavior?
- Does your ad show a sense of creativity?
- Is the design appropriate to your audience?

There is a need to test your Ads due to the many assumptions made when preparing your ad.

Basic formula for testing your Ads

There is no basic formula for testing your Ads. If you thought there is one, then you are probably mistaken. Nonetheless, you could follow my advice and observe whether it could be useful in boosting your Teespring campaign.



You could start by running your Ad for one day and check how well it performs by analyzing the data obtained. Check the number of impressions you receive against the possible impressions you expect from your audience.

Also, consider checking the budget used throughout the day and compare it with the results obtained from the campaign. Analyze the ad sets that performed better and confirm whether you made any sales from the same.

Facebook makes it easier for you to analyze your data. All this information can be obtained directly from the dashboard. Also, the reporting section can provide

you with more insights that could guide you in determining whether your future campaign will be successful.

Once you have access to all this data, you can then decide whether to go ahead with your campaign, or optimize it to receive better results in the full campaign.

Scaling your Campaigns

Consider scaling your campaigns in case you break even in your test campaign or even make more profit than anticipated. Even though not proven, the analysis from your test campaign can represent what to expect from the full campaign.

At times, your test campaign can get a good deal of engagement with very high click-through-rates, but with little or no sales. In such cases, you could check out the responses of your audience concerning the shirt and assess whether there are any buying intentions from them. Capitalize on their responses and scale your campaign to the next level.

Even though you might receive overwhelming results in your test campaign, consider scaling your full campaign slowly and steadily. Start by increasing your daily budget each day and analyze your daily results to see whether there is an improvement in the overall engagement. The daily analysis will help you determine whether your campaign efforts are being fruitful.

Killing your Campaign

If your test campaign records more comments criticizing the design of your t-shirt, then you know it's time to go back to the drawing board. Do not ignore the response from your audience regardless of how useless it may appear.

The most recognizable sign of a failed campaign is when the proposed design doesn't seem to appeal to the taste of the audience.

You might also consider killing your campaign if the results the test Ad brings in are unsatisfactory. Naturally, the test results should match the budget. Your campaign will certainly perform poorly if the test results consist of low click-through-rates, and huge budgets with very little or no sales at all.

However, not all underperforming campaigns ought to be killed before they launch. Some may have great potential and deserve to be tried out. You could give it another shot, maybe by changing some of the parameters and analyzing how it performs within a specified period.

You can consider your campaign a success once you find a perfect combination of the design of the ad and the target audience. It is a matter of scaling your campaign and retargeting appropriately where possible.

Retargeting your Teespring Campaign



Constant analysis of the data derived from your Ads will help you decide when to retarget your Teespring campaigns. Retargeting has the power to attract more interested buyers who didn't consider buying your t-shirts during their initial engagement.

While retargeting, you could consider placing an ad that takes your audience to the sales page. The ad should also encourage them to make the important

decision to buy your product offer. This is the only way you are going to enjoy the Return-On-Investment of your Teespring Campaign.

As long as no one is buying your products, it's pointless to encourage a campaign that would make more losses for you. You have to learn where to begin and where to stop. Avoid making the mistakes most marketers commit.

Your aim in running Teespring campaigns should be to spend less and earn more. Nothing else matters. The amount of profit you make doesn't matter. You are set for better performance in the future as long as your earnings are progressive.

Once you have a proper analysis of your ad set data, you have the opportunity to decide whether to re-launch or not to re-launch your campaign. Make this decision appropriately once you have studied your statistics carefully. Some campaigns may be profitable but do not deserve a re-launch. Think carefully and make use of the stats you receive from your Ads.

Chapter V: The 10 do's you have to apply.

1. Choose a suitable niche

Similar to other advertising campaigns, you need to know your prospective audience and market. The more research you do to discover a suitable market, the better prospective audience you will get.

It is important to know why your niche market buy tees from you. Be focused on your audience and you will be able to opt for the most profitable niche. You can research on Google.com, Zazzle.com, Wanelo.com, Skreened.com, ebay.com, and trends24.in to find enticing t-shirt ideas.

Every campaign starts with a niche, if you are unable to find an appropriate niche, you can't proceed further to the designing part and campaign promotional part. So it is necessary to define a niche and sub niches before you start your Teespring campaign.

2. Define prospective audience

You have a great concept to design excellent t-shirts, but before designing, you need to research about your prospective audience. Every t-shirt has an expected audience, and you either understand it or you don't.

To learn about your Teespring campaign's potential customers, you need to ask yourself, "who is going to wear this and what are their behaviors?" If you're already aware of your market, then you need to create an audience to advertise to them to begin a profitable Teespring campaign.

You can segment your audience on the basis of their behavior, geographics, and interests to target them better and enhance the chances of selling your t-shirts.

3. Retargeting

If you're running a successful Teespring campaign, but the conversion rate is low, you can take advantage of retargeting to get visitors that didn't buy from you in the past back to your site.

Retargeting your audience enables you to boost t-shirts sales extensively. You can use Google retargeting and Facebook retargeting options to get your lost audience to return and give you another opportunity to convert them into customers.

You need to login into your Teespring dashboard and include retargeting pixels in your t-shirt campaign. You can also create custom audiences to target that have the same interests as your existing customers.

4. Create an Attractive Design

The most important part of the whole process of Teespring, other than brand promotion, is the designing process of your T-shirts. It requires the perfection of a designer in Photoshop.

One needs to be creative and unique while designing T-shirts, because people don't like the mediocre designs they can easily get from the local market. If you are not good at it, then hire someone else to do it for you.

If you want to get higher sales, discover how to design like a pro. Once you get good sales, you can hire professionals.

5. Set affordable prices for tees

After designing, set the prices for your t-shirts so they are affordable to your buyers. You can decide the prices as you like, but always set prices that can bring customers to you.

Keep prices affordable at the beginning. Once you become good, you can increase your prices. Once you get success, then you can play with your campaign, duplicate it or run similar campaigns with different prices to attract customers to you.

Your buyers won't mind paying a little more money when they are getting the t-shirt of their choice. Try to be creative and set affordable prices for your t-shirts to bring in customers.

6. Make use of social media

Teespring is trendy and able to create buzz in the market. To make more profits, make use of social media promotions to advertise your Teespring campaign. Just look where your potential audience lives and target them right there with social media using different targeting strategies.

You can also take advantage of Social networks such as Twitter, Pinterest, Instagram, Facebook, and YouTube, which are free. You can show and say something about your designs, testimonies and reviews and share them on social media to build trust and awareness.

You can create an image post and ask your audience to share it on their social network. To enhance your engagement rate, you can thank them by offering a discount or giveaway for sharing.

7. Advertise t-shirt campaigns to the right audience

Teespring is all about designing and selling t-shirts to your potential customers. To generate lucrative profits, you can advertise your t-shirt campaign with Google AdWords, Social Media Platforms, Email Marketing, Forums, and Website blogs.

Divide your audience into multiple groups; create multiple ads for each individual group and use A/B split testing to determine the best ad. You can use Google Ads to appear in Search Engine Results Pages and Facebook ads to target your Facebook audience.

You can narrow your targeted audience by adding interests, geography and demographics. Analyze your Teespring campaign regularly to optimize your ads and outcome.

8. Customize t-shirt designs to stand out

To set up an enormous t-shirt campaign that is diverse from others, you need to personalize t-shirt ideas based on your audience's passion and concerns. Look for the right style such as long sleeved, short sleeve, polo, etc.

Now select an engaging design. You can create a unique design by yourself, or you can hire an artist to make designs for you. You can create images, slogans and some punch lines to give your t-shirts an addictive look.

Choosing the color of the t-shirt decides the face of your t-shirt. The shades and colors you are choosing should be moderate instead of blatant. Finally, look at the design placement of where you want put it on the t-shirt. Placements can be on the bottom, center, left, right or on sleeves.

9. Spread the word about your t-shirt campaign

Say something about your Teespring campaign to make your audience aware of you, and give them something to talk about. Have a clear objective of your t-shirt campaign in your mind that you want to share, and look for media where your potential audience spends most of their time.

Recommend something that has value for your customers and respond to the needs of your customers. You can make use of social networks, events, emails, and hashtags to educate people who you are and describe what you do. You can also take advantage of Email Marketing to send newsletters and tell everyone about your new launch with a link to your Teespring campaign.

10. Keep an eye on what's working

For marketers, it is really crucial to crave new opportunities to optimize your Teespring campaign. You need to watch for which t-shirt design is engaging and making more profits for you. Also pay attention to online marketing strategies, which stands out to you and where your prospective audience likes to spend their most of time.

Test your ad copy, image title and other parameters to discover the finest ads and use them where your audience is. Observe which Teespring campaign works tremendously and repeat that to improve the performance of your t-shirt campaigns.

Chapter VI: The 10 don'ts you have to avoid.

1. Working for random niches

Most marketers want to get too many sales too quickly with their Teespring campaign, so they go with multiple Teespring niches and keep doing multiple things at the same time to get maximum profit. They become unable to focus on every niche at the same time and start losing time and money.

To get beyond this, you need to find the particular Teespring niche in which you are interested. Dealing in a single niche enables you to be specific and focused with your campaign to get to your desired goals.

2. Lack of awareness for targeted audience

Targeting everyone or opting for the wrong targeted audience to advertise your Teespring campaign can harm your reputation, decrease your sales badly, and have an unfavorable effect on profit margins.

To overcome the situation, you need to determine the goal of your Teespring campaign who you want to advertise to and who will like to wear your t-shirts. With this, you will come to know who falls into your targeted audience.

You can segment your audience into groups to target individually with an appropriate ad copy displaying an image of your t-shirt design. Advertising to your prospects improves the sales of your Teespring campaign, enabling you to generate more profit and build more brand awareness.

3. Using non attractive designs

Not focusing on the design part of a teespring campaign is not a good idea. If the t-shirts designed for your Teespring campaign are not attractive and don't have a proper title or description to grab the attention of your potential audience, you will not accomplish your goals and sales for you teespring campaign will drop.

Design is the very initial thing that you need to keep in your mind to engage the right audience. Look for good designs or take various tee ideas from Teeview, TheTeeTitan, TeeProfit, etc.

Seek to reduce the number of colors from the design and don't make typing mistakes. You can use a punch line with an image and add these things into your campaign to get a profitable outcome.

4. Failing to use re-targeting

Without proper segmentation of your existing customers, your retargeting tactics will not reach its goal. Failing to retarget can become a reason for the failure of your Teespring campaign. You will lose your prospective audience if you re-target recent tee buyers.

Take a look at your tee campaign visitors and segment them into different groups according to their interests, demographics and purchasing behavior. Retarget those who visited your Teespring campaign but didn't purchase from you, and who purchased a long time ago. Advertise to them with a creative ad that is related to their interests to motivate them to purchase from you.

5. Unable to set moderate prices

Forget to include all the prices when you're setting a price for a tee will make difficult work for you. Understand the difference between margin and markup prices and don't have prices too high for some tees and too low for others.

Just look at your competitors' and closely analyze how they set their prices. Figure out the cost of a tee that includes designing cost, advertising cost and delivery cost and then select a moderate price and include the profit margin that you want to earn with each t-shirt.

Remember the margin price should not be similar for every campaign. You can keep it a bit lower to get more sales.

6. Forget to do competitors analysis

Not paying attention to your competitors while running a Teespring Campaign to promote your tees can be a reason for losing your prospective customers. But remember, competitors spy on your business marketing strategies too, so get over it.

To diminish the chances of losing your audience; observe and evaluate your competitors that are doing great with their Teespring campaign advertising strategies and enhance your own marketing approach.

Determine their keyword strategies, identify from where they are getting their traffic, look at their t-shirt designing parts, research their index pages, and keep your eyes on their ad copy and design.

All these things will assist you in designing unique t-shirts and help you do much better than your competitors. You can also take advantage of spying tools such as SpyFu, Statbrain, and FeedCompare, etc.

7. Overlooking social media

Don't misuse the power of social media for making more profits in the early stages. Use it to target the correct audience for you in an appropriate manner. Avoid excess posts on social media.

Don't overdo anything on social media. It can hamper your image in the market. Always follow the patterns and guidelines suggested by social media to avoid inconvenience.

If anyone neglects the guidelines and rules of social media, then they can have their services blocked. One should use these tools properly to ensure the perfect promotions of their services to take advantage of its benefits.

8. Ignoring customer feedback

If you want your Teespring campaign to provide a great sales experience, then don't avoid the customer feedback for your products. These are reviews that your customers give for your products. This sometimes praises the quality of your product and also highlights the negative points of your products.

Customer feedback coming to you as mail or on your social media pages should not be avoided. This paves the way for improvement in your campaign and helps make it more successful. Customer feedback helps you to understand the problematic areas of the campaign and the expectations that people have for it.

9. No knowledge for latest trends

Teespring campaigns demand that you have knowledge of the latest trends that are blooming the industry. Customers always demand designs that are creative, unique and are in style.

Lack of this knowledge can hamper the campaign. Without proper knowledge of the current trends, you cannot boost your sales. Following the latest trends can help you get more targeted customers for your campaign.

To receive more sales, take a look at the latest trends in the industry and follow those to attract your buyers, so they can lead up to sales in your campaign. Be creative, grow with trends and get more buyers.

10. Don't make it overcomplicated

Don't overcomplicate your sales procedure so much that it becomes a distraction for your customers. Make it simple and classic to get buyers easily.

Be unique and creative while designing, but don't make it too complex so that your buyer doesn't get what he expected. Overdoing or overcomplicating things can make the process complex for both the buyer and the campaign.

Being a perfectionist can hamper your campaign and can degrade the sales of your campaign. You should not focus on a single part of your campaign. Instead, give equal weight to all in order to attract lots of customers.

Chapter VII: Shocking Teespring Marketing Case Studies.

[LukePeerFly making money with Teespring](#)

Being a marketer, Luke wanted to generate more profits from different additional approaches. A friend told him about Teespring. He found that sales would only happen if he designed the best t-shirts he could.

He took advantage of his Facebook Pages to identify a niche and prospective audience to advertise to them with targeted NewsFeed posts, using graphics and unique content. Luke also worked with FPTraffic software to design and supervise his Facebook pages and show them the sales from his Teespring campaign.

With this t-shirt campaign, Luke made more than \$7,500 in revenue and Teespring also rewarded him with \$6,000. In another Teespring Campaign, he made a \$1,000 profit.

[Oliver Goodwin Teespring campaign](#)

Oliver Goodwin started his Teespring campaign with an Archery niche. The set budget for the t-shirt campaign was \$300 and targeted revenue was \$1,500 to \$2,000. The first thing he did was recognize his potential customers and chose different quotes to create designs that were relevant to Archery.

He setup a Facebook advertising campaign for an audience of 20 million, after figuring out the broad interest. He also designed Facebook ads, tested them and used the best one.

Within the first 21 days of the Teespring campaign, Oliver sold more than 283 t-shirts with a CPC (Cost per conversion) of \$3.83 and pocketed over \$2,378 as the net profit. The click through rate of his campaign was nearby 9%.

[Dylan Kingsberry T-shirt campaign](#)

Teespring is trendy, so Dylan made the decision to use it. He utilized a quirky angle and genuine base. After launching his campaign, he built a Facebook page and determined his audience by based on their interests, demographics and geography.

He made Facebook text ads without any graphics to diminish the chances of violating Facebook's advertising terms and guidelines. With the Facebook advertisements, The ROI of Dylan's Teespring campaign was increasing day by day. After seeing the success, he optimized the ads and re-launched the t-shirt campaign.

Dylan also used Twitter, Youtube, Google+ and other social media channels. With a one and half month campaign, his gross profit was \$200,000, and his net profit was \$160,000 after removing the adverting spend.

[Travis Petelle Teespring campaign](#)

Travis Petelle wanted to begin his t-shirt campaign. He didn't have any design to employ and he couldn't afford a designer. So, he went to Teespring for his first t-shirt campaign, hoping to succeed and generate profit from it.

They concentrated only on one niche in the beginning with Teespring. Travis created multiple designs using Photoshop and designed PPE ads to target his prospective audience between the ages of 25 – 64 years.

Travis made use of promotional codes for free shipping in their Facebook PPE ads to motivate their customers to buy. He expanded his niche as his Teespring campaign was going well. With his rebrandable designs Teespring campaign, he was able to generate \$33.5 k in just 3 weeks.

[Eric Shuck Teespring case study](#)

To put some extra money in his pocket, Eric Shuck started a Teespring campaign to sell t-shirts. He choose an audience based on their requirements to design great t-shirts. He worked with 20-25 designs by using Fiverr.com, Photoshop and GIMP.

Eric built a Facebook Page to advertise his t-shirt campaign with Facebook ads. He created multiple Facebook ads and tested them to identify the best one. He offered 50% off on hoodies for a 5 day period to boost the click through rate.

He made \$1,300 in just one week with 124 t-shirts; he created 4-5 more designs and extended the designs that were working for him. When the campaign ended, Eric generated over \$20,000 with his 8 week Teespring campaign.

[Lewis Ogden Teespring Campaign](#)

Lewis Ogden aimed to get some extra income with a niche that was different from his familiar niches. He began without any prior knowledge of Teespring and wanted a low upfront cost. He set up a t-shirt campaign. He chose an artist from oDesk who charged \$15/hour to design t-shirts.

To get traffic, he chose an audience based on their demographics and interests, and built a Facebook page. He created multiple ads and tested them to find the best one for advertising. He managed his Teespring campaign with 3 ad groups.

He ran his campaign for a week and got \$400 from his Teespring campaign using Facebook ads without having any experience.

[Demian Caceres Teespring Campaign](#)

Demian Caceres is an internet marketer who wanted to make some extra money. He hooked up with a Teespring campaign. By opting for his niche, he decided to sell hoodies related to shark lovers.

To promote his t-shirt campaign he chose Facebook as an advertising platform. He created and tested multiple ads and went with the best one. He narrowed the audience down based on their demographics, devices and geographical location.

Demian included a call to action in graphics that he posted on his Facebook page. In the description of his hoodies, he also add a call to action such as “Share and save on shipping”, “\$10 off”, and “money back guarantee”. That really sounds cool to attract an audience and expanded his reach.

With his campaign, he sold more than \$18,000 in hoodies with an advertising spend of \$5000.

[Peter Jr Teespring Campaign](#)

Peter Jr wanted to earn money by selling t-shirts, but he failed with his previous t-shirt campaigns. He began a Teespring campaign by choosing a specific niche based on a targeted audience.

Peter opted to work with fiverr and oDesk to create designs for t-shirts and uploaded them to his Teespring campaign. He set a Facebook fan page to share his t-shirts and used pixels to retarget the non-buyers. By taking advantage of Facebook audience Insights and other tools, he launched his campaign.

To advertise his t-shirt campaign, he created multiple Facebook ads and tested them to get rid the bad ones and utilize the good one. Peter Jr re-launched and repeated the successful Teespring campaign to earn more. He achieved 200% to 370% ROI from every campaign.

[Bruce Wedding Teespring campaign](#)

Bruce Wedding wanted to put more cash in his pocket. He moved towards a Teespring campaign to sell t-shirts. He looked for his market and niche and prospective audience, between 16-51 years old, which were 2,600,000 people.

He used a call to action in the description of t-shirts such as “Limited Edition”, “\$10 off for today” and “Buy now”, to motivate his audience to purchase. He also included different sizes and colors, so that the audience could choose as needed.

He worked with Facebook to advertise his Teespring campaign, he created targeted ads with a great call to action to get conversions. Within 5 days he generated \$3,294.04 and paid \$1,000.69 for the advertisement, which gave him a total profit of \$2,293.35.

[Bank working with Teespring](#)

Bank is an internet marketer and always looking for a way to make money online. He set up a Teespring campaign to sell t-shirts. After setting up and

launching his T-shirt campaign, he promoted his campaign on Facebook to get traffic.

He designed specific ads for his targeted audience and a custom audience to expand his reach. FBLeadjacker and Facesniper were used to excerpt the audience data from any page.

He set a minimum budget for his t-shirt advertising of \$20. As he began making money, he increased his ad budget to \$150, \$200 and \$300, respectively. He generated \$3,893 in one week with his Teespring campaign.

Chapter VIII: How to Scale it & make Tons of money from comfort of your home.

The decision whether to scale or not to scale depends on the individual situation of your Teespring campaign. Your ROI is going to drop if you aren't keeping your audience engaged in your campaign.

In scaling your campaigns, you have to focus more on growing your current winners and converting them to new heights rather than multiplying your rebranded designs.

With such a strategy, you will not only sell 100-200 t-shirts, but will break into the 1000+ sales in your campaigns.

How to Scale it

- Sell the t-shirts yourself.
- Invite others to sell T-shirts.
- Promote other successful products from Teespring.
- Launch your Teespring training program.
- Give Teespring coaching.

Sell the t-shirts yourself

There are various ways to sell the t-shirts on your own. It could be as simple as getting one of your t-shirts, wearing it and going out in the public to display them.

While out, you could get photos taken while in your t-shirts and upload them to your product page. This way, your audience will be able to connect with your products and increase their desire to make an order.

Avoid trying to sell your shirts by using mock-ups erected on torsos consisting of unidentified stock models. You can't expect other people to order and wear your t-shirts if you aren't willing to do the same. Hire a professional photographer and get real photos taken.

Selling t-shirts on your own may involve many other activities that prove your support for the product you are selling. You need to prove to your customers that you love what you do, and they will be glad to support you.

Invite others to sell T-shirts

Apart from selling the t-shirts on your own, you can also invite other people to join Teespring and start selling T-shirts. Of course, you will be doing this for a fee.

Teespring allows you to make money as an affiliate. You are allowed to invite as many people as possible. Teespring pays you for every new sign up that creates a campaign and makes sales.

You can earn up to \$2,500 with every friend you invite. It is simple, just share your affiliate link and when a new customer starts a new campaign, you stand a chance to earn \$0.50, up to \$2,500, for each shirt sold.

Teespring loves watching you grow in your campaigns, but appreciates it more when they see you help newbies do the same. This is precisely why they allow you to introduce your colleagues and friends to enjoy the power of Teespring campaigns.

Share that unique link today, and you and your referral will get an extra buck for each shirt they sell. You can earn a decent amount of money from this campaign and scale up your campaigns.

Promoting other Teespring Successful Products

It is possible to promote other successful Teespring campaigns for a fee. Even though there are other methods you could use to promote such campaigns, the most popular is through the use of Facebook ads.

However, you do not have to run expensive ad campaigns on Facebook to earn some commission. All you have to do is work smart and hard, and never give up.

Using Ads for the purpose of promoting successful Teespring products is the best way to go unless you can command a huge social media following.

If you have a large number of followers, you can consider promoting the products directly to them. If you have an active website, you can also consider promoting the offers directly from there.

Promoting other Teespring products is a hard nut to crack for free. Some people create products on certain niches, run a single ad campaign for a few days and make tons of sales. Running ads to promote other already established products can bring you an encouraging Return-On-Investment, especially if you handle every process correctly.

One way is to advertise popular Teespring training or software, such as Teetitan.com and teeprofit.com. You can find Teespring related products at Amazon, JV zoo, and ClickBank among other platforms.

Consider advertising those products to get commissions from them and make money by taking advantage of this hot topic.

Launching your Own Teespring Training

You can create and launch your own Teespring Training guide to help other users master the essentials. The training guides could be in the form of downloadable eBooks and videos that can be leveraged to other users at a small fee.

You could also sell the same Ebooks during your Teespring launch to make a large amount of money. During the launch, you could highlight the basic strategies of working online with a T-shirt design platform such as Teespring.

You can then encourage your audience to acquire your training guide for more elaborate information on the startup tips and any information they need to be aware of before starting the campaign.

You will be earning a little extra income by helping other people learn what they must do right to enjoy the best results from Teespring.

Giving Teespring Coaching

Individual coaching provides a wonderful opportunity for you to provide advice, tips, and guidance to a new fan who would like to have a successful Teespring campaign. You could always provide a regular opportunity for a few fans to join you and listen to your expertise for a fee.

There is a lot of bad advice out there. Thus, most newbies are interested in finding mentors they can trust to offer such guidance.

You could also create video guidelines such as those on tshirtcoach.com and share the link with your fans.

Some coaching programs such as the TshirtCoach.com program have been a success in helping previous Teespring failures change their outcome. You could create such a program and allow your fans to join at an affordable membership fee that could still generate enough revenue for your campaign.

There is no limit on how to scale your Teespring campaigns. You could get as much as you want as long as you are creative.

Conclusion:

We're thrilled that you have chosen to take advantage of our Training Guide, and we wish you amazing success.



And in order to take your Teespring Marketing even farther, we invite you to get the most out of it by getting access to our Live Video Training [clicking here](#) (Insert your Upsell offer URL).

Thanks so much for the time you have dedicated to learning how to get the most advantages from Teespring.

Teespring has come to stay in the market forever.

To Your Success,

Your Name

Top Teespring Marketing Resources



Videos

- ✓ <https://www.youtube.com/watch?v=ZiWsoVBCF9o>
- ✓ <https://www.youtube.com/user/Teespring>

Tools

- ✓ <https://www.youtube.com/watch?v=-gsLAT33MX0>
- ✓ <https://www.youtube.com/watch?v=E0Z-NPkqRs>

Training Courses

- ✓ <http://university.teespring.com/bootcamp/welcome/>
- ✓ <http://www.thenetresults.com/teespringspecial/>

Blogs

- ✓ <http://adespresso.com/academy/blog/teespring-facebook-ads/>
- ✓ <http://blog.teespring.com/>

Forums

- ✓ <https://www.warriorforum.com/tags/teespring.html>
- ✓ <http://www.thefastlaneforum.com/community/threads/quick-hustle-how-i-made-2-000-on-teespring.56186/>

Affiliate Programs

- ✓ http://www.amazon.com/s/ref=nb_sb_noss?url=search-alias%3Daps&field-keywords=teespring
- ✓ <https://accounts.clickbank.com/mkp1SearchResult.htm?dores=true&includeKeywords=teespring>

Demographics

- ✓ <http://www.alexa.com/siteinfo/teespring.com>
- ✓ <http://www.alexa.com/siteinfo/teespy.com>

Webinars

- ✓ <http://adespresso.com/academy/webinar/using-adespresso-teespring/>
- ✓ <https://www.youtube.com/watch?v=wGsg8Ts5kd4>

Infographics

- ✓ <http://blog.teespring.com/tag/infographic/>
- ✓ <http://blog.vcexperts.com/2015/04/30/teespring-more-than-a-t-shirt-company-infographic/>

Case Studies

- ✓ <http://www.cloudincome.com/make-over-400-week/>
- ✓ <http://olivergoodwin.com/case-study-teespring-broad-targeting-2k21days-facebook-hidden-interests/>

Facts

- ✓ https://prezi.com/_atv8eanc8kh/american-macroeconomics/
- ✓ <http://www.plrassassin.com/tee-spring-profits/#p2A7DAOuFL24M7C8.99>

Limited Special Offer for You:

Teespring Profits Made Easy

(Video Training)



Click Here to Download Your Video Training!

(Insert your Upsell Offer URL)