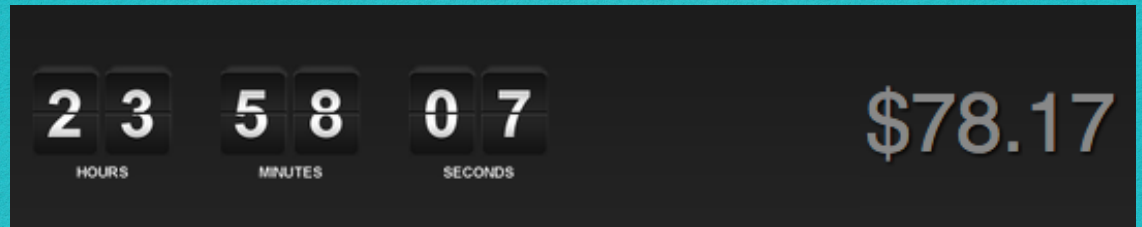


wp-badass countdown V1.0



Create a buying frenzy by showing the prospect how much money they're losing by waiting to buy your product. It's scarcity on steroids.

by Fran Harris
wpbadasscountdown.com

How It Works

WP-BadAssCountdown Plugin Basics

1. Select Your Time
2. Select Your Starting Price
3. Select Your Increase Increment
4. Watch Your Sales Explode
5. Rinse, Repeat & Rejoice

After Uploading Plugin...

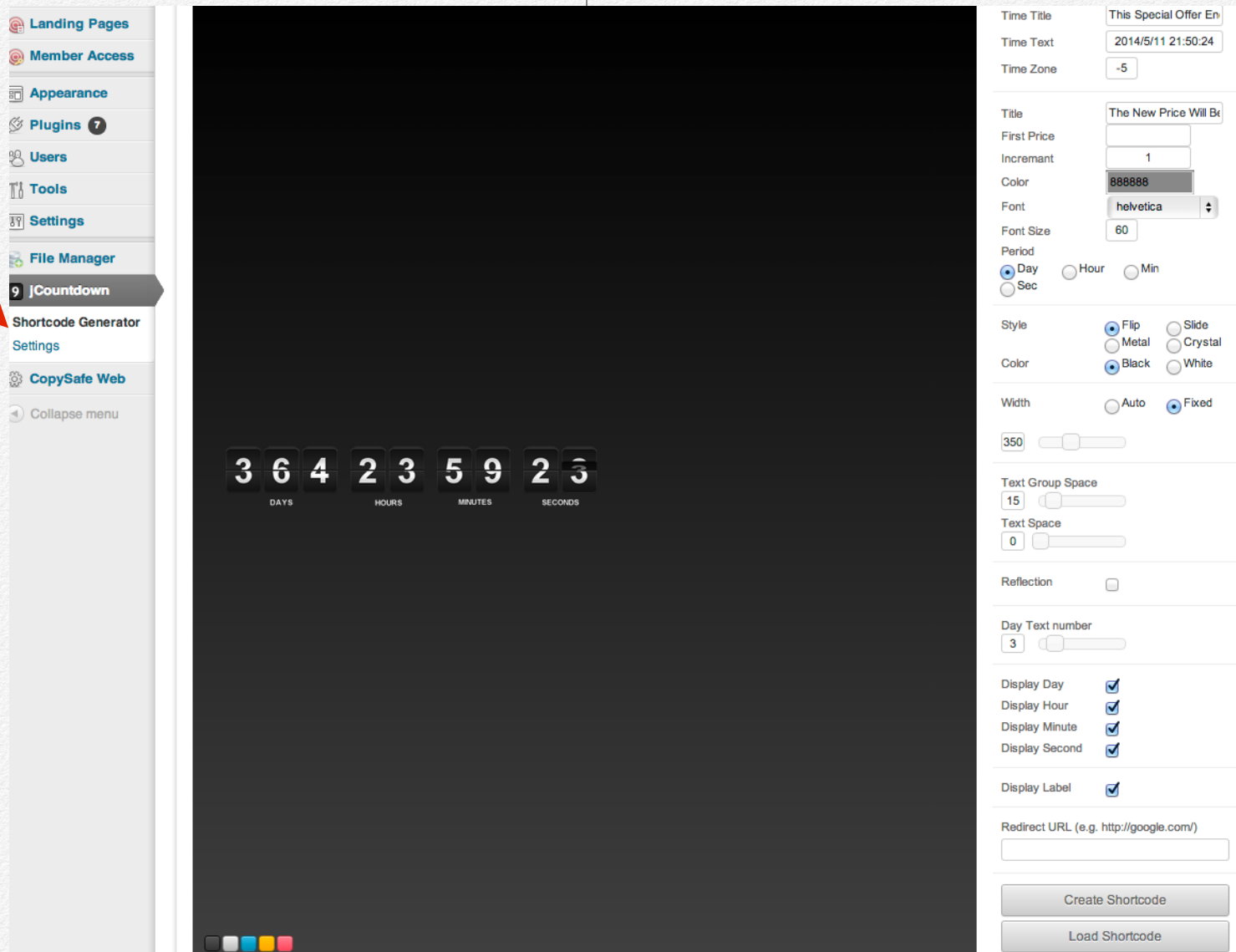
Click on COUNTDOWN

The screenshot shows the WordPress dashboard interface. On the left sidebar, the 'JCountdown' plugin is highlighted under the 'Plugins' section. The main content area displays a security notice at the top: 'You have not asked your users to change their passwords since the plugin was activated. Most users have weak passwords. This plugin's password policies protect your site from brute force attacks. Please improve security for everyone on the Internet by making all users pick new, strong, passwords. Speaking of which, do YOU have a strong password? Make sure by changing yours too. The following link leads to a user interface where you can either require all passwords to be reset or disable this notice. [Change All Passwords](#)'. Below this is a blue banner for Jetpack. The 'Welcome to WordPress!' section includes a 'Get Started' button labeled 'Customize Your Site' and a 'Next Steps' section with links like 'Write your first blog post', 'Add an About page', and 'View your site'. The 'More Actions' section includes links like 'Manage widgets or menus', 'Turn comments on or off', and 'Learn more about getting started'. At the bottom, there are sections for 'Right Now' (showing 29 Posts, 49 Pages, 9 Categories, 48 Tags, 80 Comments, 80 Approved, 0 Pending, 0 Spam) and 'Member Access Order History' (showing 'No statistics collected yet.'). The 'WordPress Download Manager' logo is visible at the bottom right.

Section 2

After CLICKING ON COUNTDOWN...

Click on SHORTCODE GENERATOR from dropdown



Left Sidebar:

- Landing Pages
- Member Access
- Appearance
- Plugins 7
- Users
- Tools
- Settings
- File Manager
- 9 JCountdown**
- Shortcode Generator
- Settings
- CopySafe Web
- Collapse menu

Preview:

3 6 4 2 3 5 9 2 3
DAYS HOURS MINUTES SECONDS

Right Sidebar:

Time Title: This Special Offer En
Time Text: 2014/5/11 21:50:24
Time Zone: -5

Title: The New Price Will Be
First Price:
Increment: 1
Color: 888888
Font: helvetica
Font Size: 60
Period: ☒ Day ☐ Hour ☐ Min ☐ Sec
Style: ☒ Flip ☐ Slide ☐ Metal ☐ Crystal
Color: ☒ Black ☐ White
Width: ☐ Auto ☒ Fixed
350
Text Group Space: 15
Text Space: 0
Reflection: ☐
Day Text number: 3
Display Day: ☒
Display Hour: ☒
Display Minute: ☒
Display Second: ☒
Display Label: ☒
Redirect URL (e.g. http://google.com/):
Create Shortcode
Load Shortcode

- 1) Fill in your data
- 2) Create Shortcode

The screenshot displays the JCountdown plugin interface. On the left is a sidebar menu with options: Landing Pages, Member Access, Appearance, Plugins (7), Users, Tools, Settings, File Manager, JCountdown (selected), Shortcode Generator, Settings, CopySafe Web, and a Collapse menu button. The main area shows a large black countdown timer with white numbers: 3 6 4 2 3 5 8 3 4, with labels DAYS, HOURS, MINUTES, and SECONDS below. A 'Create Shortcode' dialog box is open in the center, containing a long shortcode string and a 'Close' button. To the right of the dialog is a configuration panel with various settings: Time Title, Time Text, Time Zone, Title, First Price, Increment, Color, Font, Font Size, Period (Day, Hour, Min, Sec), Flip, Slide, Metal, Crystal, Black, White, Auto, Fixed, Group Space, Space, Action, Text number, Display Day, Display Hour, Display Minute, Display Second, Display Label, and Redirect URL. At the bottom of the configuration panel are 'Create Shortcode' and 'Load Shortcode' buttons. A red arrow points from the first step of the instructions to the configuration panel, and another red arrow points from the second step to the 'Create Shortcode' button.

Time Title: This Special Offer En
Time Text: 2014/5/11 21:50:24
Time Zone: -5

Title: The New Price Will Be
First Price:
Increment: 1
Color: 888888
Font: helvetica
Font Size: 60
Period: ☒ Day ☐ Hour ☐ Min ☐ Sec

☒ Flip ☐ Slide
☐ Metal ☐ Crystal
☒ Black ☐ White
☐ Auto ☒ Fixed

Group Space:
Space:
Action:
Text number: 3

Display Day: ☒
Display Hour: ☒
Display Minute: ☒
Display Second: ☒
Display Label: ☒
Redirect URL (e.g. http://google.com/):
Create Shortcode
Load Shortcode

Create Shortcode

Press CTRL+C to Copy
Paste it in a Post, Page or Text Widget

[jcountdown timetext="2014/5/11 21:50:24" timezone="-5" style="flip" color="ffffff" width="350" textgroupspace="15" textspace="0" reflection="false" reflectionopacity="10" reflectionblur="0" daytextnumber="3" displayday="true" displayhour="true" displayminute="true" displaysecond="true" displaylabel="true" onfinishredirecturl="" price="1" increment="1" period="day" firstdate="sat may 11 2013 21:51:30 gmt-0500 (cdt)" price_text="The New Price Will Be" timeTitle="This Special Offer Ends In" pricecolor="888888" price_font="helvetica" price_font_size="60"]2014/5/11 21:50:24[/jcountdown]

Close

Fill in all of your data

Click Create Shortcode

(copy & paste this code so you can paste to a page, post or widget area)

1) Paste Code In WP

2) Publish Page or Post

1

The screenshot shows the WordPress 'Edit Post' interface. On the left is a sidebar with navigation links: Dashboard, Jetpack, Posts, All Posts, Add New, Categories, Tags, Media, Pages, Comments, Premise, Landing Pages, Member Access, Appearance, Plugins, Users, Tools, Settings, File Manager, JCountdown, and CopySafe Web. The main content area has a title 'tester2' and a permalink 'http://salesjobexpo.com/tester-2/'. Below the title is a rich text editor with a toolbar and a paragraph of placeholder text. A red arrow points from the title 'tester2' to the 'Update' button in the Publish sidebar. The Publish sidebar includes a 'Preview Changes' button, status 'Published', visibility 'Public', published date 'May 12, 2013 @ 2:53', and an 'Update' button. The Format sidebar shows 'Standard' selected. The Categories sidebar shows 'Uncategorized' selected.

Dashboard Jetpack Posts All Posts Add New Categories Tags Media Pages Comments Premise Landing Pages Member Access Appearance Plugins Users Tools Settings File Manager JCountdown CopySafe Web Collapse menu

Edit Post Add New

You have not asked your users to change their passwords since the plugin was activated. Most users have weak passwords. This plugin's password policies protect your site from brute force attacks. Please improve security for everyone on the Internet by making all users pick new, strong, passwords. Speaking of which, do YOU have a strong password? Make sure by changing yours too. The following link leads to a user interface where you can either require all passwords to be reset or disable this notice. [Change All Passwords](#)

Post updated. [View post](#)

tester2

Permalink: <http://salesjobexpo.com/tester-2/> Edit View Post Get Shortlink

Add Media © Visual Text

B I ABC ¶ [Rich Text Editor Icons] WP

Paragraph [Rich Text Editor Icons]

[jcountdown timetext="2014/5/11 21:53:48" timezone="-5" style="color="ffffff" width="350" textgroupspace="15" textspace="0" reflection="false" reflectionopacity="10" reflectionblur="0" daytextnumber="3" displayday="true" displayhour="true" displayminute="true" displaysecond="true" displaylabel="true" onfinishredirecturl="http%3a%2f%2fwarriorforum.com" price="27" increment="1" period="day" firstdate="sat may 11 2013 21:55:02 gm-0500 (cdt)" price_text="The New Price Will Be" timeTitle="This Special Offer Ends In" pricecolor="888888" price_font="helvetica" price_font_size="60"]2014/5/11 21:53:48[/jcountdown]

Path: p Word count: 39 Last edited by fnYILpc78vexpox on May 12, 2013 at 2:53 am

Text Control Format this post with: Default (wpautop) Default (wptexturize)

Publish Preview Changes

Status: Published Edit

Visibility: Public Edit

Published on: May 12, 2013 @ 2:53 Edit

☐ Notify Subscribers Settings Help

[Move to Trash](#) [Update](#)

Format

☒ Standard ☐ Aside ☐ Image ☐ Link ☐ Quote ☐ Status

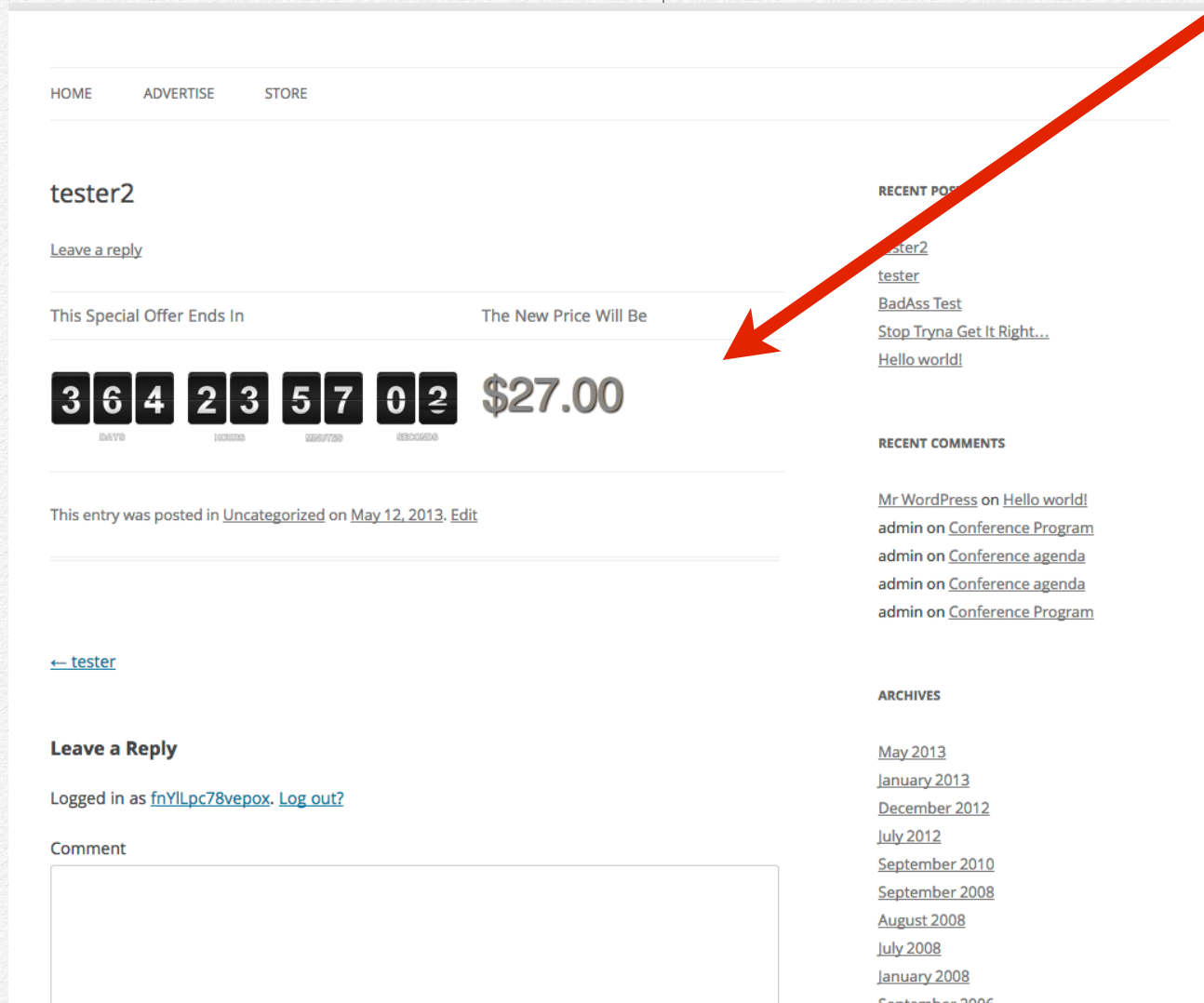
Categories

All Categories Most Used

☒ Uncategorized ☐ Blog ☐ Building 1 ☐ Building 2 ☐ Featured ☐ Portfolio

2

1) See Countdown & Price on WP



A screenshot of a WordPress blog post. The page has a navigation bar with links for HOME, ADVERTISE, and STORE. The post is by 'tester2' and has a 'Leave a reply' link. The main content area features a promotional offer with a countdown timer and a price. The timer shows 3 days, 6 hours, 4 minutes, and 2 seconds remaining. The price is \$27.00. Below the timer, it says 'This entry was posted in Uncategorized on May 12, 2013. Edit'. There is a '← tester' link and a 'Leave a Reply' section with a login status 'Logged in as fnYlLpc78vepox. Log out?'. A comment box is at the bottom. The right sidebar contains sections for 'RECENT POSTS' (listing tester2, tester, BadAss Test, Stop Tryna Get It Right..., and Hello world!), 'RECENT COMMENTS' (listing Mr WordPress on Hello world! and several admin comments on Conference Program and Conference agenda), and 'ARCHIVES' (listing dates from May 2013 back to September 2006). A large red arrow points from the top right towards the price and timer area.

HOME ADVERTISE STORE

tester2

[Leave a reply](#)

This Special Offer Ends In The New Price Will Be

3 6 4 2 3 5 7 0 2 **\$27.00**

DAYS HOURS MINUTES SECONDS

This entry was posted in [Uncategorized](#) on [May 12, 2013](#). [Edit](#)

[← tester](#)

Leave a Reply

Logged in as [fnYlLpc78vepox](#). [Log out?](#)

Comment

RECENT POSTS

- [tester2](#)
- [tester](#)
- [BadAss Test](#)
- [Stop Tryna Get It Right...](#)
- [Hello world!](#)

RECENT COMMENTS

- [Mr WordPress](#) on [Hello world!](#)
- [admin](#) on [Conference Program](#)
- [admin](#) on [Conference agenda](#)
- [admin](#) on [Conference agenda](#)
- [admin](#) on [Conference Program](#)

ARCHIVES

- [May 2013](#)
- [January 2013](#)
- [December 2012](#)
- [July 2012](#)
- [September 2010](#)
- [September 2008](#)
- [August 2008](#)
- [July 2008](#)
- [January 2008](#)
- [September 2006](#)